The Best of

Volume 2 - 2005

United States Concealed Carry Association
4466 Hwy P - Suite 204, Jackson, WI 53037
Copyright 2003-2005 Delta Media, LLC.

Dear New USCCA Member,

The yellow highlighted articles are what you'll find in The Best of Concealed Carry Magazine Volume 2 - 2005. I hope you enjoy reading these articles as much as we enjoyed putting them together!

Don't forget! If you'd like to order the **COMPLETE** set of Concealed Carry Magazine back issue in PDF format on CD, just visit our website at www.uscca.us

Thank you.

- The USCCA Staff

January 2005 *Issue Highlights*

1. Her Right to Keep and Bear Arms…and Know More About Guns Than Men
2. CCM Profiles - Don Myers & Kirk Keller
3. SureFire® Lighting Solutions
4. "Armed Senior Citizen" Trust is Not Cheap. It Can Cost You Your Life
5. "Street Tactics" - Ambidextrous Gunfighting
6. "Cocked & Locked" Your Gun's Diet is More Important Than Your Own
7. Citadel Firearms Training Center
8. Kel-Tec P3AT – Rear Sight vs. the P-Sight
9. Gun Review - CZP-01
10. A Concise Primer on Concealment Holsters



February/March 2005 *Issue Highlights*

1. The First Law of Nature Demands A 2nd Amendment: The Excalibur of the People
2. CCM Profiles - Anna Zetchus Raetz & Dan West
3. The Daily Carry Blade
4. Rethinking Ankle Carry
5. Stefani Defensive Firearms Presents the First Online Concealed Carry Course
6. "Armed Senior Citizen" - Choosing A Concealed Carry Gun
7. "Street Tactics" - Knives in a Gunfight
8. "The Ordinary Guy" - The Importance of Carrying Your Gun 100% of the Time
9. What the Hell is Wrong With Women?
10. Ruger's New P345R .45 for Concealed Carry
11. Gun Review - Springfield XD Sub-Compact
12. Point Shooting

April 2005 *Issue Highlights*

1. Raging Against Self-Defense: A Psychiatrist Examines the Anti-Gun Mentality
2. CCM Profiles - Bruce A. Beatty & Donnie Cundiff
3. There's No Such Thing as Too Much Training
4. Warrior Talk Symposium with Gabe Suarez
5. "History Corner" - The 1800s to the Civil War – The Flintlocks
6. "Cocked & Locked" - Failure to Fire
7. "Armed Senior Citizen" - A Clear View of Your Defensive and Security Needs
8. "Street Tactics" - The Goal of a Gunman
9. "The Ordinary Guy" - Does Carrying a Gun Mean I'm a "Paranoid" Person? Call Me Anything You Want
10. What's With These Apologies?
11. Gun Review - Ruger SP101

May/June 2005 *Issue Highlights*

1. Why a Mom Should Take Her Kids to the Range
2. CCM Profiles - Jennifer Barcklay & Felipe (Phil) Torres
3. The Constitution is a Gun
4. How Not to Start a Hell-Box
5. Where to Begin - Beginners Training
6. "History Corner" - The Burr – Hamilton Duel
7. "Armed Senior Citizen" - The Element of Surprise
8. "Street Tactics" - Clearing Jams
9. "The Ordinary Guy" - When Fear Hits Home
10. Having a (Smaller) Blast Learning - Training
11. Gun Review - Springfield Ultra Compact
12. A Day with Joe Nizzari and Line of Fire, LLC

July 2005 *Issue Highlights*

1. After the Shooting Stops: Dealing with the Aftermath of a Lethal Encounter
2. CCM Profiles - Matt Richard & Tom McHale
3. Common Sense Pointers for Carrying Concealed
4. Can't Get to Your Gun? Take One Away from Your Assailant
5. "History Corner" - '51 Colt and The Dead Man's Hand
6. "Cocked & Locked" - Country Carry
7. "Armed Senior Citizen" - The Value of "Dry Practice"
8. "Tactics & Training" - Extreme Close Range Gunfighting
9. "The Ordinary Guy" - How "Safe" is Your Home
10. How to Make Your Wife Hate Guns
11. High Noon Holster's Slide Guard
12. Gun Review - Smith & Wesson 640

August/September 2005 *Issue Highlights*

1. Situational Awareness vs. Situational Understanding: Knowing What You Are Dealing With
2. CCM Profiles - Rhonda Stonaker & Hank Goettelman
3. Accurate Enough?
4. Gear Review - Galco® Gunleather
5. TRICON's Combative Pistol 1: An Intensive Immersion in the Fundamentals
6. "History Corner" - The First Concealed & Carried: The Philadelphia Derringer
7. "Armed Senior Citizen" - "Sloth:" One of the "Seven Deadly Sins"
8. "Street Tactics" - Stand & Fight or Shoot & Move
9. "The Ordinary Guy" - The "Gunshine" State Rules Again and Everyone Will Benefit
10. Randy Cain's Tactical Handgun 101: Everything You Need
11. Neck Knife Nuances: Things to Think About
12. The Mouse Gun

October 2005 *Issue Highlights*

1. Personal Values, Responsibility and Maturity
2. CCM Profiles - Pat Comer & Vincent Savage
3. Language of the Enemy: Using Leftist Rhetoric to Promote the Right to Keep and Bear Arms (RKBA)
4. LFI-1: The Judicious Use of Deadly Force – Massad Ayoob
5. "History Corner" - The Winchester
6. "Cocked & Locked" - Recoil is Not Your Enemy
7. "Armed Senior Citizen" - Confrontation Psychology 101
8. "Street Tactics" - Evasion Footwork
9. "The Ordinary Guy" - Columbus Schmumbus
10. But What Do I Tell My Mother? –And Other Vexing Social Questions
11. Gear Review - JS Concealment Holsters
12. What if We Have to Use Our Gun?

Visit our website at www.uscca.us to order the complete set of Concealed Carry Magazine archive issues.

○ Concealed Carry Magazine - **Complete Archive** **$49**

We'll rush you a CD that contains EVERY page of each of our first **13** issues in PDF format. That is over **150 articles** on Concealed Carry topics. You will be able to view these files on your computer or print them out on any type of printer.

CD via US Mail

CZP-01

GUN REVIEW

GEORGE HILL

CZP-01 Specifications

Length	7.20 in
Height	5.30 in
Width	1.40 in
Sight Radius	5.50 in
Barrel Length	3.90 in
Weight (w/ Empty Mag.)	1.70 lbs
Trigger Reach	3.00 in
Trigger Pull Single Action	5 lbs
Trigger Pull Double Action	12 lbs

Guys, I have to tell you up front, this article is going to be all about gushing praise on this handgun. The cats at Ceska Zbrojovka have made what could very well be the most perfect automatic handgun ever. I'll have a couple items of criticism, but overall the thing is just about flawless. Before we take a look at the P-01, let's take a look at the **GUN'S ORIGIN:**

In 1975, CZ came out with a new pistol design that took the world by storm. Since its introduction, it has served in Military, Police, Security and Special Operations all over the world. There have been more clones and variants of the CZ-75 than any other 9MM pistol ever made. More than the Beretta 92, more than the Hi Power and more than the 1911. They have been imported into the USA under many names...too many to list: Uzi, Magnum Research, EAA, Springfield Armory...It's so good, I know people who gnash their teeth wishing that John Moses Browning had designed it. Sorry guys. He didn't. The CZ 75 and the P-01 are made in the Czech Republic by Ceska Zbrojovka and imported into the US by CZ-USA of Kansas City. A little note about the Czech Republic, as a nation and as a people, they love and respect the United States and have stood by the USA as an active member of the "Coalition of the Willing". Having come out from under the yoke of the Soviet Union, they take freedom very seriously. Also, Prague is a gorgeous city to visit—if you get the chance to go to Europe, be sure to take in the rich artistic and historical background there. While your there, if you come across one of the National Police, take a look at what is on his hip. You'll see a P-01 there on duty.

A few years ago, the Czech National Police decided they wanted a new sidearm. CZ stepped up to the plate and knocked out a home run. CZ went all out to build the best pistol possible. They took the classic 75 platform and ripped it apart looking for every way to improve it that they could. They even improved the very metallurgy. Once they did all that, they started doing an extremely brutal testing regiment. One that makes even a full size HK USP shudder and wince. Every time a problem came up, CZ fixed the design and started testing again. 3 years worth of testing. The result is the P-01. What could very well be the most perfect handgun ever made.

I say "most perfect" because its really not "perfect". But it's close. Very close. The first time I handled a P-01, I fell in love with it. Let me be honest about that. When I handled it, I was head over heels. It took me almost a full year to acquire one. The one I first handled, had some custom wood grips that really looked good. When I got mine, I was just a little disappointed that it didn't have pretty wood on it, but I knew in the back of my mind that it wouldn't have them. The gun came to me brand spanking new in the box wrapped in plastic and smothered in a dark honey colored goo. Not a single human had touched the pistol since it was manufactured and a CZ employee boxed it up for me. After carefully wiping off the goo, I took a grip on it. Whoa. I was blown away. The grips are a soft rubber compound that are molded with a checked pattern. Not only does this provide a good hold on the gun...(even slimed up with goo residue) but the gun feels in my hand as if it was molded like a chunk of clay that I had just squeezed. The sights come up perfectly aligned when I raise the gun up to eye level while looking at a target. The gun interfaced with me flawlessly. I loved it even more than I remembered.

THE OUTSIDE

The finish is a powder coated affair that coats the metal parts in a perfectly smooth and uniform layer of a hard plastic type material. Very rugged, very handsome looking, and protects the metal like mad. I could find

no defects in it cosmetically, but there is one little thing. I don't need to mention the cheap looking Phillips head grip screws, but I will. This is a cosmetic nit-pick. It's not a problem or a flaw, but Phillips head grip screws bug me. Those screws are getting replaced as this goes to print. A gun of this level should have some nicer looking screws. Especially, if you want to dress up the gun with some custom wood grips by Hakan. Again, that's just cosmetic considerations and have nothing to do with the gun's actual performance or quality. I'm sure as grip screws go, these are the baddest Phillips head screws going. A feature that a lot of folks will like is the light rail. If you want to clip a light to the gun, you can. The best choice according to P-01 owners is the Surefire M3. I'll have to order one of those after I finish paying off this Christmas... maybe around next October.

THE INSIDE:

When I pulled the slide back, I noticed that the action was smooth, with no play in it. The machining was done well and I don't see any tool marks. Then I noticed something. I even exclaimed out loud, "What is that thing! A plastic guide rod?" (insert sounds of a record scratching, tires screeching into a collision and in the back ground, a little girl crying). It has a plastic guide rod. A plastic guide rod! Ladies and Gentlemen, please understand this is like taking delivery of a Mercedes-Benz, opening the doors, and finding inside the garish vinyl seats out of a Geo Metro—in the wrong color. What was CZ thinking? No, this just will not do.

Contact was made with Rob Ashby, aka 12Voltman on several gun forums, who runs the Jackash Custom Shop. Jackash Custom is one of those little specialty shops that is a must for anyone owning a CZ or looking for sweet 1911 grips. I went out to talk to him about his shop and his guide rods. I met him at a bird dog hunting competition where he was testing his shotgunning skills and the skills of his champion blood-lined English Pointer, Cooper.

Continued on page 36

Continued on page 36

Rob makes his guide rods by hand out of high quality stainless steel. When I got mine, it was perfectly made, polished smooth and shiny. Before I replaced the plastic guide rod, I fired a hundred rounds through my gun. After firing, I inspected the plastic rod and was surprised with what I saw. The rod was bent along the shaft in two places at two different angles. The flared end of the rod looked like it was chewed on or even slashed up by a little pixie with a switch-blade and a vendetta. While I am sure these bends and blemishes will not cause a failure or anything, twenty nine dollars is a small price to pay to take your gun from "almost" to "perfect". If you have a CZ handgun, I strongly recommend a Jackash Custom FLGR replacement. If you have a P-01, PCR, CZ 75 Compact, or a CZ 97B—this is just about a requirement.

HOW DOES IT SHOOT?

Like a dream. Because the gun fits my hand so well, felt recoil is reduced to the point that it feels almost nonexistent. It's there, but I don't even notice it. What I did notice, was the sound of the ejecting brass hitting the paint on the hood of my Bronco. I've got a little group of marks in my paint now where the brass was hitting. Very consistent ejection tells me the gun is fitted together very well. The trigger pull is good. Not perfect, but very, very good. The best I've felt out of the box in a long time. (The only better out of the box trigger pull on a production gun I've ever felt was on the CZ 97b that Rob now owns). Thanks to the gun's recoil and good trigger, I was able to pop rapid double taps into my targets out to 15 yards with hits landing within just a couple inches from each other. That's impressive to me. I've never been able to toss out double taps like that before...not at range. Not with my Beretta 92FS, not with my Springfield XD, not with my Glock 17. After shooting this thing I got to thinking, "Hey, I should get back into IDPA!" See, that's one problem. This P-01 can quickly give one the impression that they are a much better shot than they might actually be. So be careful about that. My gun arrived just as the AWB was sunsetting, so it came with two 10 round magazines. But don't worry about that as there are plenty of higher capacity mags that will work with it. Remember last issue's article about the Baby Eagles? The Compact's mags work just fine in the P-01, so you can go to any shop that sells Witness Compact magazines and you'll be fine. Online sources for 14 round mags abound with prices going from 12 to 26 bucks. If one finds a good price on .40 caliber Witness Compact mags,

The field stripped CZP-01.

it is reported that they work well in the P-01 giving a 14 round capacity. For the purpose of this article, I'm sticking with the mags that came with the gun. However, all mags I've tested have all performed without trouble.

The P-01 is very reliable. CZ's extensive testing paid off. I've yet to experience a jam with it. Not that it's something I want to look forward to or anything, it's just that this gun hasn't jammed. Period. In the box with the P-01 was a "Mag Loader". This is a small plastic widget that lets you load rounds into the magazine easier and helps give your thumb a break. I've never used a Mag Loader before, but after the relentless loading and reloading and loading of these mags...it got to the point that I was forced to at least give the Mag Loader a try. It did help and my thumb sends it's thanks to CZ-USA for including it. In the case was also a bore brush, a little bag of snap caps and a funny little tool. On one end of the tool is a screw driver for the grip screws and the other end is a punch to help in field stripping the gun.

The P-01 is very accurate. In fact, I used it to cut some barbed wire at 15 yards. Okay, that was an accident...all three times. I swear. No worries, I repaired the fence in short order with the help of a Leatherman, but still. Bottle Caps on barbed wire do not make the best of targets. Make note of that.

PACKING THE P-01

The gun is compact in size, so it can carry very well concealed or out in the open. With its double stacked grip, I've still not had a problem with printing or anything that would compromise the concealment. Even under a simple untucked polo shirt. While being compact and easy to carry, it has a full sized gun feel to it. My pinky-finger doesn't swing off the grip and the gun doesn't give any hesitation about firing even the hottest of 9MM loadings. Few compact handguns give me this level of confidence and control.

One feature of the P-01 that stands out is the funky looking control lever at the rear of the left side. That's the decocker lever. This gun has no external safety or weird lever riding on the trigger, none of that jazz. It has an internal firing pin block set up like most guns, so it is perfectly safe. After you fire a round and you want to make the gun "safe", you can depress the lever to decock the gun. As your thumb lets up on the lever, the hammer is lowered safely to a half cock position. This is the best way to carry the P-01. Some cats like the "Cocked and Locked" method of carry, but you can't do that with the P-01. Not that this is a problem or handicap, this is the same system that SIG pistols use. If you don't know what a SIG pistol is, look at the hip of most police officers in North America that are not using either Berettas or Glocks. This system works well and has for some time. If you are like me and have had a lot of experience with SIG pistols and Variant 3 HK USP pistols, you'll feel right at home here.

What's groovy about the P-01's decocker is the shape of the lever. It raises the lever up and out of the way of the shooter's hands when one is taking even a very high shooting grip. It's right there when needed and easily manipulated by the shooting hand, but you are not going to accidentally trip the decocker when you are firing under stress. I think this layout and design is just brilliant. As you can see in any photo of me shooting a handgun, I like the high grip. This puts the line of the bore lower in relationship to your grip and reduces muzzle flip. And the CZ 75 family of guns already have a low bore line. That's why a rapid double tap yields such pleasing results for me.

The P-01 has been given the stamp of approval by NATO. It's now classified with NATO stock number NSN 1005-16-000-8619. If you are the Commander of a NATO unit, just fill out the requisition forms accordingly. If you are not a NATO Commander, go find your local stocking CZ dealer in your area, ask to take a look at the P-01. I'm confident you will give it your stamp of approval as well. Even if it does come with vinyl seats from the factory.

For more information:
http://www.cz-usa.com
http://www.jackashcustom.com
http://www.imageseek.com/hakan/
http://www.hbleatherworks.com
http://www.surefire.com

George Hill is an NRA Certified Pistol and Personal Protection instructor and the writer and publisher of Mad Ogre.com. Visit his web site for more information on Mad Ogre. *http://www.madogre.com*. Photography by Deveni.

the ordinary guy

Column by Mark A. Walters
VOL. 1

THE IMPORTANCE OF CARRYING YOUR GUN 100% OF THE TIME

The decision to carry a concealed firearm for protection is a very personal one. It was for me. It is a decision that puts you within a split second of the ability to take a life or disfigure another human being. It is a decision that requires you to make profound changes in the way you conduct yourself while going about your daily routine if armed, and forces you to act more responsibly than you may be capable of. It is one of, if not the most important decision, you will ever make during your lifetime. To exercise this uniquely American right, the right to keep and bear arms…requires you to make an unbridled commitment to carry your firearm with you everywhere you go, every single day.

Several years ago, while driving down the road one Friday evening, I had a gun flashed at me while stopped in traffic. I had honked my horn at the car ahead of me for failing to move through a green light. I realized then that I deserved to be shot for being so foolish as to expect someone to move forward at a green light; however, everything turned out OK. It was at that exact moment that I made the decision to go the extra step and obtain a concealed carry license. I was fortunate that this incident did not lead to further violence as I was unarmed and most likely wouldn't be here writing this article.

After receiving my permit, I became a fervent supporter of the right to concealed carry and practicing as much as possible with my firearms became a passion. I took "one-on-one" personal tactical training and became a NRA Certified Instructor in three disciplines and although I had my permit and trained regularly, I still found myself carrying only when it was convenient—and comfortable. For example, I found myself leaving my gun behind when I went to get the car washed or to a movie with my wife. These places were right down the street from my house in a very nice area of town. I was certainly safe in my own neighborhood, right? I would soon find out just how wrong I really was and how lucky I was to be armed one particular morning.

Shortly after the birth of my first child, while en route to work at 6:30 am, I found myself witness to an attempted carjacking directly in front of my vehicle while stopped at a traffic signal. When the two criminals were unable to get into the automobile in front of mine, they immediately turned their attention towards me. Within a split second, I was forced to make a life and death decision. I chose life—my own. From under my shirt, in an inside-the-waistband holster, I retrieved a Glock 36 and leveled it at the man bent on violently attacking my person in an attempt to take my car or worse. It was at this point that I realized just how valuable my training would become.

As my gun rested upon the steering wheel, business end flush against the windshield and held firmly in my grasp, everything I had been taught began to explode in my mind. My first thought was "watch his hands, not his eyes", after which I began thinking about what or who was behind this dirt ball in the event I had to fire my weapon. Would I permanently lose my hearing from the explosion of my gun while firing inside the enclosed car? Where was his partner? Would my rounds continue in the intended direction after exiting my windshield? Watch his hands—watch his hands—WATCH HIS HANDS!

This encounter had ended peacefully, but I had become a statistic. I became one of the estimated 2.5 million times a gun is used in self defense, in particular, one of the 90% of that 2.5 million who never had to fire a shot. The mere site of my firearm pointed directly at his chest was enough to stop the encounter in its tracks. The two individuals retreated to their car (probably not theirs to begin with) and escaped into traffic. But something more important had happened that morning…myself and those around me went home safe that day. My beautiful daughter Lindsey, now 2 years old (and her new baby brother Ryan), still have their father. The lone woman in that car in front of me wasn't harmed, and any other potential victims of these two scum bags were spared, at least at that particular event.

The reason this situation ended peacefully was because someone was armed. If I had not had my weapon strapped to my body that morning two weeks before Thanksgiving, something terrible would likely have occurred. Someone may have been killed and that someone could have been me. My daughter would be fatherless, my son never born and my wife a widow.

A person more knowledgeable than myself who had been the victim of a violent armed assault and kidnapping once told me, "Never leave home without it, don't get gas at the familiar station down the road, don't go grocery shopping at the local market, don't walk to the store to get your newspaper without your firearm". You must never take your safety for granted, as it is the ONE time you don't have your firearm that will be the one time you let your guard down. It will be that ONE time that you become a victim—And you may never get a second chance.

street tactics:

reality-based gun & knife fighting

gabriel suarez

Making each step of the draw a potential firing point is essential in order to fit into whatever the fight brings.

THE GOAL OF THE GUNMAN? To hit the enemy fast and shoot him to the ground before he is able to hit you. That is all. In the end, all else is totally irrelevant. So issues about methods and styles, finite accuracy or scores mean absolutely nothing, if you cannot hit fast before you yourself are hit.

What does it take to do that? First and foremost, regardless of distances involved, you must get the gun into action and pointed and aligned onto the enemy/adversary. This is totally a physical action relying on such variables as your grip and draw (learned skills), your hand-eye coordination and the ability to focus on and point at an object (an instinctual thing).

Second in order is firing the pistol without disrupting the alignment you've created. This involves trigger control and is also a learned skill. Certain pistols may be easier to use in this area than others, but that is another issue altogether.

These two simple steps may be sufficient to get a hit on the adversary. This depends on the distance between you and him, which in turn either makes the "target" appear larger or smaller. A larger-appearing target (closer to you) presents a greater margin for error than a smaller-appearing target (more distant from you), and therefore is much easier to hit. The marksmanship problems in real gunfights are not very difficult at all.

The mechanics of getting the pistol "out and on," in other words, drawing and pointing, should be the same regardless of distance. I am opposed to the idea of having different draw strokes and different firing positions for the various distances.

We set up this drill as a street robbery. Look at the dynamics, proximity and what the shooters are looking at. Force on force will teach you a great deal.

These students work through drill designed to give them a real-time understanding of the time-distance factors of a fight as well as what is necessary to hit.

Some shooting disciplines teach a two-handed position for some distances, and a hip shooting position for others, etc. In my opinion, this creates more variables than are needed.

Instead, I favor the concept of having one draw stroke that raises the pistol out of the holster and gets it close to horizontal at the side of the ribs, near the pectoral muscle. This point of transition between "UP" and "OUT" can be a ready position or a firing position depending on your intent and the proximity of threat. The pistol is then extended as needed and can be fired at any point along that horizontal extension toward the target.

Notice that I haven't mentioned the use of the sights at all. This is no accidental omission. I'll risk disapproval from some by saying this, but at close range gunfight distances (0-15 feet) you may win the fight without ever even looking at your sights.

I see far too many students in class take excessively too much time to get a hit on a relatively close and easy target. The reason? They are seeking a perfect sight picture. Not much of an issue on a two-dimensional piece of paper. When that paper is replaced by a moving attacking human adversary either in a force on force problem, or in an actual fight, the time frames may not be sufficient to obtain a perfect sight picture. Thus students must learn through their own training what is sufficient to hit without getting hit.

Initially, in any type of combat, the visual focus will be on the adversary. Thus, we begin the fight looking at the target/threat. The trick, and it's not much of a trick as it comes very naturally, is to focus hard (visually and mentally) on the spot you wish to drive the gun to. Thus, where my eyes focus, my mind will focus, and where my mind focuses, my gun will go. It's the same physical phenomena (or instinct) that allows us to toss a soft drink can into a waste basket across the room. It is the same inborn skill that allows you to point something out to someone with your finger tip. Don't over think it. It is what it is. A natural ability to visually acquire something, visually focus on it and point the hand (or throw something) at it.

Sometimes students will attempt to force an inappropriate technique into the fight. Here a student attempts a two-handed isosceles posture and is almost over run. A better option would perhaps have been to go one-handed and simply point and fire.

As I said earlier, the aligning or pointing of the pistol onto the target is a physical act comprised of hand eye coordination, grip and aided by a directional draw. Let's not forget the "EYE" part as it's crucial. Look hard at the spot you want to hit and drive the gun there. Let's keep that crucial point in mind as it is the common thread that runs through the Modern Technique taught by Jeff Cooper, the Point Shooting systems of Fairbairn, Sykes and Applegate, as well as the lesser known system of Quick Kill created by Lucky McDaniels. The pistol must be aligned with the target via hand eye coordination and grip.

Now if the target is close, as your adversary will normally be very close in most surprise attacks, you need nothing more than this skill to hit quickly. You are not relying on the sights to align anything at all. Good hits can be expected from arm's length to about 15 feet.

As the target becomes smaller, more difficult to hit or more distant, the more visual verification is needed to make sure your gun is in fact aligned on target. That is what the sights are for. The amount of time you spend on those sights (verifying and making adjustments based on what you see) is proportionate to the distance from threat and difficulty of the shot.

Try this. Set up a Teuller Drill with your training partner and Air-soft Pistols. The Teuller Drill involves facing an adversary charging at you from 21 feet with a rubber training knife. The secret to beating the drill is to move as you draw and shoot. Run it a few times and be honest with yourself about what you saw when you broke the shot. I'll bet most of you will not be seeing the same perfect sight picture you see on a piece of paper. Some may not be seeing anything at all, yet the hits will still be on the training partner's body. Try it!

Good heavens! Am I advocating point shooting? I'm advocating hitting your adversary using whatever it takes, whatever it's called and regardless of where it came from. Avoid labeling your techniques. Instead do what you need to do to hit and see what you need to see to make sure.

Gabriel Suarez is an internationally recognized trainer and lecturer in the field of civilian personal defense. He has written over a dozen books and taught courses in several countries. ***http://www.suarezinternational.com***
http://www.warriortalk.com
Suarez International, Inc.- 303 E. Gurley St., Ste. 461
Prescott, AZ 86301 USA - (Office) 928-776-4492

Jennifer Barclay

I spent the first eighteen years of my life in Spokane, WA. I have two brothers, one older and one younger. Growing up between the two I believe is where my interest in things that go boom was born. My mother, bless her heart, survived raising all three of us primarily by herself. My father was an amateur bird hunter; because of this, we were all introduced to firearms at a young age. Firearms safety was not an option. We were taught to respect firearms and how to properly handle them safely. As kids growing up, we played 'cops and robbers' with cap guns, pretend army and when we were a little older we even had BB guns of our own. There was not one single safety related problem with us or any of the other kids in the neighborhood with firearms. Firearms have been a part of my life as far back as I can remember. In today's society, kids now probably can't even say cops and robbers without some politically correct lecture about the poor criminal that has to have three squares a day on my tax dollars after killing, raping, injuring or robbing innocent victims, thanks to all the crooked lawyers that now run this country.

I was raised spending most weekends and summers all over the national forests of the northwest United States. The lakes, rivers and mountains of northeast Washington, north Idaho and western Montana were our backyard. We camped, hunted, fly fished, went canoeing and hiking. It seemed like we were always outside. It was a great way to grow up and this is also where I returned to build a home for myself a few years ago.

I attended a state college in Olympia, WA where I ended up with a Bachelor's degree in art history and archeology. I made an attempt to live as a working artist in Seattle. This led to an offer of continuing to pursue life as a starving artist in New York City. It worked out well; I perfected the starving part at least. After nearly a year in the big apple, I threw in the towel and moved back home. I ended up joining the US Army and became a UH-60 Blackhawk helicopter crew chief for a medical evacuation unit at Ft. Campbell, KY. As a soldier, I was exposed to and trained how to operate a variety of weapon systems. As the people closest to me can confirm, this further defined my interest in firearms. I was completely in my element as a soldier, firing everything from handguns, grenade launchers and fifty caliber machine guns to my personal favorite firing an M60 machine gun out of my very own Blackhawk helicopter. Unfortunately, a knee injury from attempting to jump out of airplanes cut my military career short with a medical discharge. So much for being all I could be.

My political involvement regarding firearms began after my discharge from the military. This is when I discovered the hideous number of restrictions regarding private ownership and carry of firearms. The "assault weapons ban" of 1994 didn't apply to me as a soldier, but as a civilian it did. I was the same person I was in the Army, yet I could not own any of the weapons I was trained to safely operate. This made absolutely no sense to me. As a law-abiding citizen, who was I to argue? This bothered me and I began to research the government's justification for these restrictions. The further I dug, the more frustrated I became. I found out that most of the laws that infringe our rights as citizens to bear arms have little or no basis in any conceivable reality.

ccm profile

Each issue of CCM contains an article that "PROFILES" an everyday individual who carries a concealed weapon. This article is an inspiration to our readers by helping them to realize that they are not alone in their lifestyle decision to always be armed.

There was very little factual basis for the thousands and thousands of laws that restrict private ownership of firearms as they pertain to law abiding citizens. The majority of the laws on the books are placed into effect under the guise of crime reduction, when in fact all they do is restrict the law abiding citizen from being able to protect themselves in a comprehensive, free manner. Criminals don't abide by the law in the first place; that is why they are called "criminals." So, making more laws to try and stop them makes absolutely no sense, unless you are a politician fishing for feel good votes. Getting the uninformed public to believe that it is for the "greater good" is what the game is all about.

During my search for the truth about this matter and how to change it, I became involved with the Armed Females of America. This is a Second Amendment rights organization that has taken a strong "no-compromise" stance regarding gun ownership in the United States. This incredibly articulate and intelligent group of men and women share the same passion and true patriotism towards defending our Constitutional right to bear arms as I do. I stay involved with them as an attempt to preserve what thread of a right we as U.S. citizens have to keep and bear arms. One of my goals in life is to help restore this right to its original un-infringed state without exception or compromise. This issue is very difficult to tackle with our ever so divided and polarized society. Even among other Second Amendment rights organizations there is very little agreement about how to accomplish this daunting task. One of my hopes is that all the different groups can come together on at least one issue to raise awareness to the people of America and to educate them about the growing danger of losing our Second Amendment in its entirety.

CCM interview

CCM: Was there a specific incident that caused you to carry a gun?

Jennifer: No, there has not been a specific incident that has prompted me to decide to carry firearms. Firearms have been a part of my life for a very long time; carrying is second nature to me. The awful state of our world and society today, I feel, is enough to warrant carrying as a routine part of my life, especially as a five foot tall female. I simply have taken the position of refusing to become a victim of some hideous crime, or at least not without putting up one hell of a fight.

CCM: Have you ever had to use your firearm in a defensive situation?

Jennifer: I have never had to discharge a firearm in a defensive situation, and I hope I never will. However, there was one occasion when I have used the presence of my firearm that seemed to dissolve a potentially dangerous situation. I was in Seattle walking in the downtown area when a stranger approached me. This very creepy man started talking to me about some unmentionable behaviors. I attempted to ignore him and kept on walking. This made him more persistent in his quest. He jumped in front of me and tried to block the sidewalk. The whole time, he was doing some crazy dance about ten feet in front of me. I told him he had better mind his own business and to leave me be. Of course he didn't. So, I reached for my trusty side arm. As loony as this guy was, he apparently decided that whatever the reason he was bothering me was not worth dying for. I had the gun removed from the holster and again told him he had best be on his way. All of the sudden he finally seemed to take me seriously, he turned a few shades lighter and threw up his hands, began mumbling something to the effect he didn't want any trouble and ran off down the street. I never had to fire a single round. Had I not been armed, I can't even begin to speculate what the outcome of that situation could have been.

CCM: What training methods do you employ? Do you have any recommendations?

Jennifer: I was trained extensively in the military in the use and safety of firearms. The bulk of the training employed offensive, as well as, defensive tactics primarily suited for combat situations. The most pertinent aspects of this type of training applicable to everyday civilian life is familiarity with your weapon and the level of situational awareness required to survive difficult circumstances. Familiarity with your weapon of choice, I believe, is of the utmost importance. This can mean the difference between life and death. It is important knowing all the potential malfunctions of the particular firearm you choose to employ and how to solve them with efficiency and confidence. Hopefully, one would choose a firearm that presents few potential problems. In addition to regular army training, I have attended a complete law enforcement academy firearms training course with the Clarksville, TN police department.

I would recommend to anyone, whether or not you choose to carry on a regular basis, to attend at least one defensive training course. You will be amazed at how the skills you acquire with only one course can change your entire perspective on the little things, like walking down the street. Knowledge is the key to life. The more you know can significantly lessen the chance you will become a victim. If you are deciding about carrying, being properly trained, hopefully, will give you the confidence to make the important choice of personal carry as a way of life.

Continued on page 6

There are not too many things in this world that can have such a drastic impact on your life and how it can save the life of your family and loved ones, even a total stranger or maybe a law enforcement official in trouble. If the majority of the population carried firearms as a routine part of their lives for personal defense, I would venture to guess the six o'clock news would have very different stories to tell. My guess is there would be more good news, than bad.

CCM: How long have you carried a concealed weapon?

Jennifer: I have been involved with firearms most of my life. I have been permitted to carry ever since the law has allowed. In the state of Washington, you can obtain a handgun carry permit when you are twenty-one years old.

CCM: What weapons do you carry?

Jennifer: The type of weapon I carry really depends on the location I am in. In urban environments, I prefer to carry semi-autos, usually a 9mm (P226) with a .380 (P230) backup, sometimes a .40 caliber (P229/P239) or my personal favorite is .45 ACP (P220). If I am in a wilderness environment, I upgrade to a .44 magnum or even a twelve gauge shotgun in bear country.

I place myself in a variety of environments; therefore, I have a variety of firearms appropriate to meet those needs. As far as brand names go, all of the semi-autos I mentioned above are of the Sig Arms line. The Sigs tend to fit my small hands and I have yet to find any other brand that matches the precision quality, reliability, ease of operation and accuracy for the price. Simply a beautiful line of weaponry. In my opinion, there is no other choice for semi-auto handguns.

CCM: What type of ammunition do you carry?

Jennifer: The type of ammunition is also very subjective. This really depends on the situation, what I am carrying and why. I typically use the most appropriate defense load for a particular environment. In the .44 mag, I use a minimum 300 grain compressed lead slug for greater penetration when it comes to hiking in mountain environments; yet, this fourteen-hundred feet per second monster would be quite inappropriate for most urban populated areas. In urban carry situations, I will carry some variety of hollow point. Each one of the calibers I shoot prefers a slightly different type of round to achieve maximum consistency in terms of accuracy, chambering and desired level of penetration for the intent of the load.

CCM: What concealment holsters do you use?

Jennifer: I use belt clip holsters for most of what I carry. I have never been much of a purse carrier. On occasion, I will use a shoulder holster for the larger pistols. When I am out hiking, I have a setup that centers the .44 magnum square on my chest. This allows complete freedom of access without a backpack getting in the way for those "just in case" scenarios. I have tried tactical thigh holsters while backpacking; they seem to work best with a lighter load, like on a day hike. With a large pack on a longer trip, access can be hindered. The chest holster works the best for me when hiking.

CCM: What do you do for a living?

Jennifer: For the last ten years or so I have been working as a helicopter mechanic. I am currently working as a free lance contractor. I prefer to focus working in the northwest United States and Alaska, although the nature of utility helicopter maintenance takes me all over the country. As I am writing the response to this question, I am on a flight returning home from a job supplementing maintenance operations for the U.S. Border Patrol in McAllen, TX. I have worked in Alaska, fires in the red rock canyon country of southern Utah and spent several years on and off in the Rocky Mountain region of northern Colorado and southeast Wyoming. The utility sector of the helicopter industry appeals to my desire to visit remote mountain locations which few people ever get to see, let alone experience in a lifetime. The travel demands and the use of limited resources in a remote location can prove to be quite challenging at times, but I think that is why I continue to go back every year; there never seems to be a situation the same as the last one. Helicopters can be nerve-racking at times, but nothing beats the view from one over the mountains of Alaska or the Northwest. Overall, it has been a rewarding career; yet, it has not been without a lot of hard work. Like with anything in life, you get out what you put in to it. I like looking forward to the next adventure. In the helicopter industry, it could be anywhere in the world.

CCM: Do you have any advice for our readers?

Jennifer: For those who already carry, keep taking refresher training and practice as often as your lifestyle allows. For those of you who might be considering carrying but have not taken the steps to finalize your decision, I strongly encourage you to not waste any more time, especially women. A gun won't hurt you, but a deranged criminal will if you are not able to defend yourself. With proper training, the use of a firearm can become second nature and merely the presence of one in the hands of a properly equipped mind, can mean the difference between being free to pursue happiness and being a victim or worse yet, a corpse. Personally, I choose freedom and exercise my right to defend it everyday. The fact that we have to even consider if you are just buying a sack of groceries, filling the tank on your car or just walking down the street that you could be caught in a crossfire or the direct target of some dirt bag is disturbing to me. I wish life were not as ugly as it is, but it is.

I hope to have the same sixteen rounds I have today in my P226, as when I lay my head to rest in this lifetime. The thought of having to discharge any weapon against another human being is a gravely disturbing one, or at least to most individuals I hope. I can guarantee that my desire, passion and motivation to be alive and free will, without hesitation, defend my life or another if it is necessary. I personally sleep better at night knowing I have the ability to defend myself by the simple exercise of keeping and bearing arms.



FELIPE (PHIL) TORRES, COLONEL, U. S. MARINE CORPS, RETIRED

ccm profile

Each issue of CCM contains an article that "PROFILES" an everyday individual who carries a concealed weapon. This article is an inspiration to our readers by helping them to realize that they are not alone in their lifestyle decision to always be armed.

I was born in Puerto Rico, grew up in and attended school in the Bronx of NYC, and enlisted in the Marines at the age of 17 in 1966. During my first 17 years of life, I had the opportunity to develop into an athlete and compete in several different sports including martial arts, but not once did I have an opportunity to touch or learn about firearms. Since then, firearms have played a significant part in my personal and professional life. The Marines provided me the opportunity to get an education, rise through the enlisted and Warrant Officer ranks, and retire as a Colonel in 2000 after a wonderful, exciting and rewarding 34-year career.

I served in the Republic of Vietnam during 1968 and 1969 where I participated in several major operations, including the defense of Khe Sanh during the 1968 Tet Offensive, and hundreds of combat patrols. I was meritoriously combat-promoted twice and awarded the nation's third highest combat decoration, the Silver Star Medal, for actions as a Platoon Sergeant. Throughout my Marine career, I was fortunate to have had the privilege to serve in a variety of assignments, especially in the law enforcement, security and corrections arenas, with one third of my career in command assignments. Among my most recent assignments, prior to retiring, were as Commanding Officer, Military Police, First Marine Division; Commanding Officer, Corrections Battalion, Marine Corps Base, Camp Pendleton, California; Chief of Command Security and Chief of Nuclear Security Policy for the United States Strategic Command, Offutt Air Force Base, Nebraska; Commanding Officer, Marine Corps Security Force, Naval Submarine Base, Kings Bay, Georgia (where I was responsible for the security of a significant portion of the nation's strategic nuclear triad); Advisor to the Commandant of the Marine Corps on all Equal Opportunity Matters; and Inspector, Marine Corps Bases Japan.

Upon retirement from the Marine Corps, I was hired as the Director of Staff Development and Training, Cornerstone Programs Corporation, Englewood, Colorado, a nationally recognized juvenile services company. I was later assigned as the Director for the eastern region and Director of Camp Kenbridge in Virginia.

I am presently self-employed as a Leadership and Management Consultant and as a Security Consultant. My recent additional activities have included Adjunct Faculty, Leadership Department, Marine Military Academy, Harlingen, Texas; Challenge/ROPES Course Facilitator for Team Leadership Results and other local organizations in Texas (involved in developing teamwork, improved communications, and enhanced performance in organizations); on-call security coordinator for SecurCorp Corporation (involved in providing security expertise on federal and other contracts); substitute teacher, Northside Independent School District, San Antonio, Texas; and various civic responsibilities such as Commissioner on the San Antonio Commission on Veterans Affairs; member, Bexar County Veterans Land Committee; volunteer consultant, Executive Service Corps of San Antonio; and board member, Fossil Springs Ranch Homeowners Association.

My passion has always been to make a difference in the community I reside in and I feel privileged to have been recognized by receiving the National Image Meritorious Service Award, the Red Cross Clara Barton Volunteer Leadership Award and the Hispanic Magazine Avanzando Award for lifelong service to community. I am married and have two sons, one daughter and two granddaughters. My academic education includes a Masters Degree in Management from Webster University, a Bachelor of Applied Arts and Sciences Degree (Cum Laude) in Occupational Education from Texas State University, and Doctoral work at the University of the Incarnate Word in San Antonio, Texas.

My lifelong hobbies have included being a master instructor (7th Degree Black Belt) in Okinawan Karate, long distance running (including marathons), cycling and being a fitness enthusiast. I am active in IPSC, IDPA and other competitive shooting sports. On weekends, one may find me cycling for hours, running, or at the shooting range either experimenting

Continued on page 8

with different hand loads in handguns or long guns, or instructing in firearm safety and tactical uses.

I believe in taking personal responsibility for my safety and that of my loved ones. I have obtained a Concealed Carry license wherever it has been available and will carry wherever it is legal to do so. There is plenty of legal precedence indicating that the police are not required to protect me. To me, this means that I am my first responder. I am a strong supporter of the Second Amendment and will get involved politically whenever issues affecting our rights as citizens of this great country are at stake. I fully understand that choosing to carry a firearm is an awesome responsibility that cannot be taken lightly by anyone. I understand that there are consequences and possible devastating effects to all parties involved (whether physical, emotional, financial or otherwise) when a firearm is introduced into the mix. I believe that all law abiding citizens should be able to exercise their right to protect themselves wherever and whenever danger threatens.

I understand I am not a law enforcement officer and will not play one in real life. I will assist an LEO if asked or come to the aid of a victimized person when the circumstances are clear that intervention or assistance is needed. I will engage my brain before I engage any tool at my disposal. I will respond (planned), not react (knee-jerk) when dealing with a threat. I will avoid a vulnerable scenario whenever possible, de-escalate when avoidance fails, use the minimum force required when force is called for to stop a threat, and use deadly force as the absolute last resort. From experience, I know that when deadly force is used, all parties are affected or scarred to some degree or another for a day or a lifetime —whether physically or emotionally.

Carry safely. Train until there is significant muscle memory. When an incident happens, it is training or lack thereof that may ultimately decide the outcome. You owe it to yourself, to your loved ones, and to the public at large to train and be as proficient as possible with your chosen firearms.

CCM: Was there a specific incident that caused you to carry a gun?

Phil: My 34-year career as a Marine taught me about the care and proper employment of arms—large and small. There is not one specific incident per se that led me to personally decide to carry a firearm wherever legal; however, several incidents over the years influenced the decision to carry. One such incident that probably had more of an influence than others happened in 1975. My wife, my two young sons, and I were traveling from a Marine base in Virginia to a Marine base in North Carolina to visit my brother (also a Marine) and his family. We were traveling in a 1964 Ford Falcon. Max speed for the car was about 65 MPH. There is a stretch of road along Highway 258 in North Carolina that is fairly deserted late at night. Not many houses along the road and not much traffic on the road after midnight. I had heard that there was a gang that operated out of Kingston, NC that stopped motorists along the deserted route and robbed them.

I had never experienced any close calls in the area, but I was aware that anything could happen and that I was not traveling in a fast car so I remained alert since it was about 2 a.m. Suddenly, I spotted a car with its bright lights on behind me traveling at a much faster speed than I was. I started playing the "what if" scenarios. The car caught up to me, but didn't pass me. It appeared the occupants were checking me out. The hairs on the back of my neck were at attention: my wife became concerned, the kids were asleep, I was on full alert. The car with several occupants in it passed me and then I saw brake lights. I did not see signs for an intersection ahead so I knew something was wrong. I decided to stop before they did. They started to block the road in a perpendicular fashion. By that time, I was already in reverse and moving fast. I saw several people jump out of the car and there were shiny pieces in their hands. I said, "Gee, I wonder what those could be." They did not shoot, but decided to jump back in their car and turn towards my direction. By that time, I had changed directions, gotten to an intersection, and drove the car into a ditch and out of sight. I saw the suspect car pass the intersection and keep going straight on the highway. I saw it come back. They were obviously looking for me, wondering where I went.

We left the car and walked to a nearby house, but received no response. This was before we all had cell phones. We got back in the car and remained quiet. We saw the suspect car, but it stayed on the main road. We stayed in the ditch until daylight. By that time, the suspect car was gone. I managed to get my car out of the ditch and drive the remaining 24 miles to my brother's house on base.

After arriving at my brother's house and relaying the story, I found out that one of his friends had not been so fortunate. His friend had been stopped earlier that same night close to the same area and robbed of his vehicle and valuables at gun point. I had many close calls in combat, but this was the closest of my calls out of combat. I remember saying to myself that I will never be unarmed along that road again. I kept my promise. A .38 Special always accompanied me after that trip.

A similar incident occurred about six months later. I was driving by myself this time. A car appeared out of nowhere. This time I was ready for anything. First, I was going to ram any car that tried to stop me and then I was going to go on the offensive once outside of my car. Other traffic came into the picture and the other car decided not to take a chance stopping me.

CCM: Have you ever had to use your firearm in a defensive situation?

Phil: I have used firearms, including handguns, many times in defensive situations, but only in combat.

CCM: What training methods do you employ? Do you have any recommendations?

Phil: Practice, practice, practice—with your chosen firearm and equipment. This includes shooting at the range; dry-firing and getting accustomed to all of the carry equipment at home; attending tactical shooting courses consistent with personal budgetary constraints where you will go over drills under all perceived scenarios; reading, reading, and more reading about lessons learned; participating in various discussion forums such as *packing.org* where ideas are shared by persons with a wealth of experience; and participating in realistic shooting scenarios such as those provided in IDPA competitions. Shot placement is everything. IDPA shoots are good, but they should not substitute for the other things above. Ten minutes of quality dry-fire practice at home is better than hours of just shooting rounds down range without analyzing what you are doing and making corrections.

CCM: How long have you carried a concealed weapon?

Phil: I have carried concealed in one manner or another for many years. There were times when my job required me to carry. I have applied for a concealed license wherever I have resided where available in the US—whether Georgia, Virginia, Texas or any other state.

CCM: What weapons do you carry?

Phil: I am a die-hard 1911 fanatic and have carried 1911s in one form or another for decades. I have been competing with 1911s for decades, in and out of uniform, and I feel very comfortable with them. These past few years I have carried others in addition to my 1911s. Lately, I have carried several from Sigs, to Glocks, to Rugers, to Taurus. Today, my main carry firearm on most days is a Glock 19. I feel the Glock 19 is close to the perfect balance of size, weight, function, ease of use, and capacity. With today's premium ammo, I do not feel undergunned with a 9mm. I carry my concealed hammer Ruger SP-101 in my fanny pack when riding my bicycle. I may carry a custom 1911 when appropriately dressed.

CCM: What type of ammunition do you carry?

Phil: I will always carry factory premium ammo and rotate frequently. I have hand loaded for about 10 different calibers (long guns and handguns), but never for carry ammo. Although I know of no case law establishing that hand loaded ammo is more of a liability than factory ammo, I have been to several law enforcement courses where it was drilled into my head that hand loaded ammo is a liability in court and strongly recommended factory ammo. I normally carry either Federal HS, Speer Gold Dot, or Corbon +P. I presently have Gold Dots in my 357s, Gold Dots in my 9mm, and 230 +P Corbons for my 1911s.

CCM: What concealment holsters do you use?

Phil: I use several. I have tested more than my fair share. I have a drawer plus full of holsters. I presently use Blade Tech IWB, Galco IWB, Uncle Mike's IWB and OWB, Don Hume IWB, Blackhawk paddle, PagerPal, DeSantis Nemesis pocket and SmartCarry. On most days when I'm wearing little, the SmartCarry usually wins out 99% of the time. If I'm wearing a jacket, coat, or long shirt, the Blackhawk paddle may be the choice of holsters. My SP 101 CH in the DeSantis Nemesis pocket holster slips nicely into several of my trouser pockets. I use a fanny pack when riding a bike or going to the gym in workout gear.

CCM: What do you do for a living?

Phil: After 34 wonderful years in the U.S. Marines, whatever I'm in the mood for. Being retired, I have a lot of flexibility. I do some consulting work in leadership and management and in security. I facilitate team building for corporate clients, and I spend time in the public school system. I'm also involved in volunteer community projects.

CCM: Do you have any advice for our readers?

Phil: Take time in picking a carry firearm. Try several. Ensure it fits you. Whatever works for someone else, regardless of experience, may not work for you. Consider your normal wardrobe. Consider weight over an extended period of time. What feels comfortable at the shop for ten minutes may not feel comfortable after eight hours of wearing. Once you have a chosen firearm that "fits" you, practice, practice, practice—at the range with ammo and at home dry-firing. Take your time in selecting a holster. Most of us have a drawer full of misfit holsters. Know the law of the jurisdiction you are in. Be a model citizen. Educate others when opportunities present themselves without forcing your views on them. Understand that the choice to carry a firearm brings with it an awesome amount of responsibility. Never violate the basic firearm safety rules and do not accept others around you breaking the rules.



AFTER THE SHOOTING STOPS:

Steve Krystek & Michael L. Potter

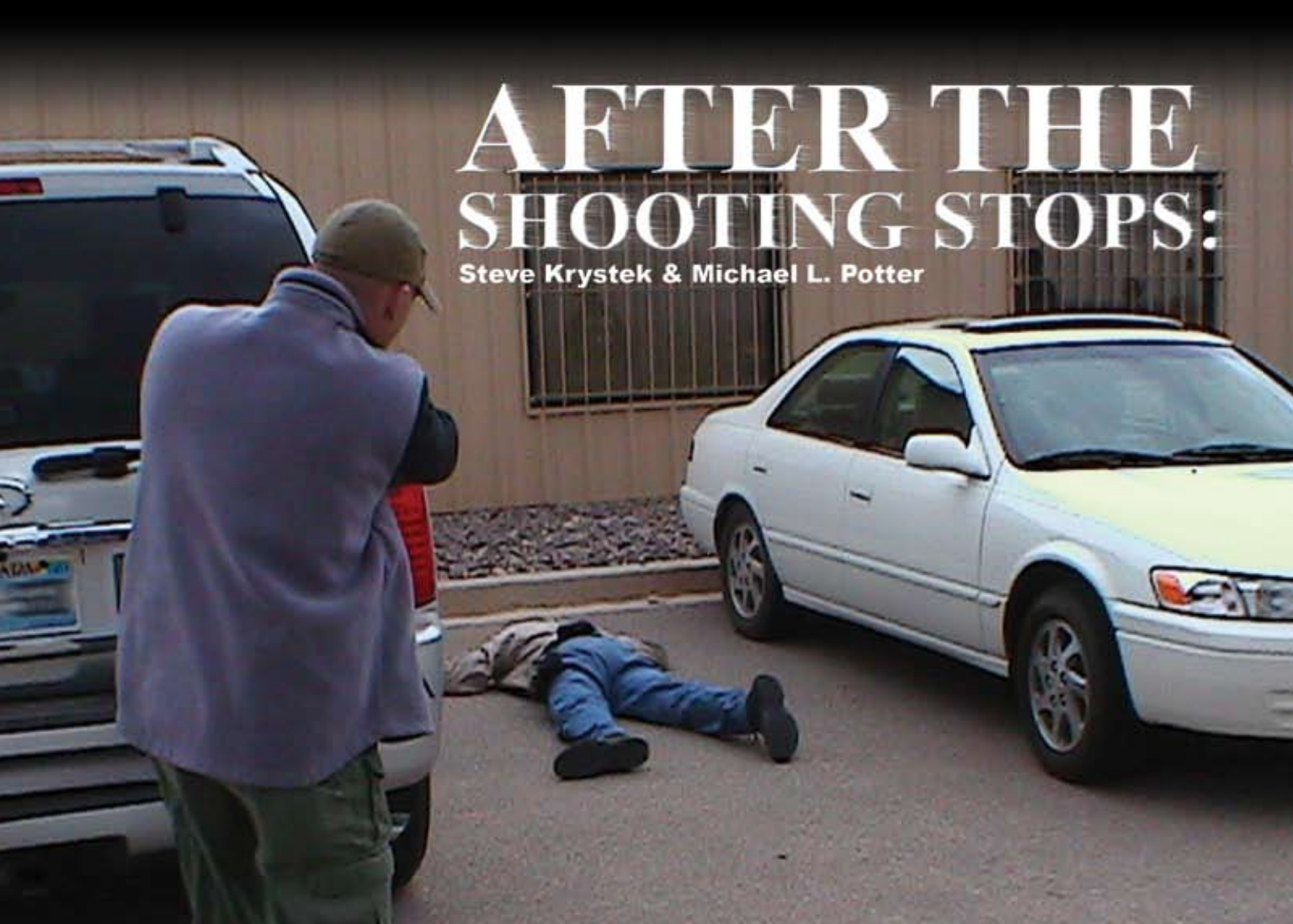

DEALING WITH THE AFTERMATH OF A LETHAL ENCOUNTER

When he turned off the light and laid back on his pillow that night, 71-year-old retiree, John Madison, had no idea that 27-year-old, armed predator, Jonas Scott, was lurking outside of his home. But within an hour, Scott invaded the Madison residence and lay dead on the floor, felled by two shots that were launched by the homeowner. As the sound of wailing sirens came closer, Jonathan turned to his wife and asked simply, "What happens now?"

Let's face it. Much time is devoted to the "how to" of self-defense. But just as important is its timing. The decision to fire is not one to be taken lightly. Because of the consequences, it's worthy of close examination by everyone who carries a firearm, whether for law enforcement or for personal protection. Here, we'll examine the aftermath of a lethal encounter. The key is keeping your wits about you after the shooting stops.

PRESENCE OF MIND AFTER THE SHOOTING

After a defensive shooting, you may have successfully saved your own life or that of others. But make no mistake. You are at legal risk until the shooting has been officially characterized as "justifiable." What you say and do in the minutes and hours after a lethal encounter will have a direct effect on how others perceive the shooting and how your actions will be legally treated later.

Even before calling 911, collect your thoughts. Replay in your mind the exact sequence of events. Recall precisely what you perceived on the part of your assailant before you drew your sidearm. Remember what it was that made you perceive an imminent danger, and then call 911 to get help on the way.

FIRST RESPONDERS ON SCENE

It's always best for you to call 911 and report what happened, rather than a third party who may distort or confuse the facts while trying to help. When the 911 operator answers, calmly and clearly state that an armed "suspect" assaulted you, give them your location, and request an ambulance for the suspect who has suffered a gun shot wound.

Remember that your 911 tape will probably be played back in court later. Stating your situation in these terms will get the communication process with law enforcement off to a good start. Once you've addressed those three main points, let the 911 dispatcher take over. Dispatchers care most about officer safety and necessary medical aid, so you should be prepared to provide the following vital information when asked:

- Number of "suspects" and number of "victims."
- Who has been injured and what are the injuries?
- Where are those injured located?
- Who is armed and what are they armed with?
- Where are the weapons now (yours and the suspect's)?
- What is your exact location/position, and what are you doing right now?
- If you're in a house, is there anyone else there?
- How long ago did the assault/shooting occur, and was it at the same location?

Once the exigent circumstances have been relayed, the call taker may request more specifics about you and the incident, and may advise you to do a few things:

"Your post-conflict positioning and physical behavior are key to a safe and tactical after-action sequence."

- What is your physical description? (So the officers know who the "victim" is.)
- If you're in a house, is it safe for you to go outside (and away from the crime scene)?
- What exactly happened? (The short version. Do not volunteer too much information.)
- Do you know the suspect? If so, what is the relationship?
- Was there anyone else with the suspect?
- Are there any vehicles involved, and what are the vehicle descriptions?
- If you haven't already done so, secure your weapon before police arrive.

Keep in mind, everything you say during this 911 call is being recorded, even the sound of your breathing. The tone of your voice and the words you choose will be listened to many times in the coming weeks or months by people who weren't there. Be careful about giving too much information. Keep your statements and answers simple and factual.

Most likely, the call taker will ask you to stay on the line until police arrive, which can be to everybody's benefit, especially if the situation changes and officers en-route need a critical update. Even though most law enforcement communication systems are very good, arriving officers will not know for sure if you are alone, whether you are still armed or if you were in fact the assailant. Upon initial contact, the police will present an overwhelming show of force to quickly dominate and control a (still) dynamic situation. This will likely consist of multiple officers tactically positioned with firearms at the ready, firmly issuing verbal commands. Expect to be treated like a "suspect" and do not take it personally if you are forced into a prone position, handcuffed, disarmed and placed in the back seat of a patrol car. Specific circumstances will dictate the initial treatment you receive by law enforcement. In general, pay attention, cooperate, and be prepared for anything, as response protocols for these types of calls may vary from agency to agency.

Your post-conflict positioning and physical behavior are key to a safe and tactical after-action sequence. You may be required to multi-task like never before, depending on your environment, who is around you, the status of your assailant and how quickly law enforcement or EMS personnel may arrive. Do not let your guard down, but do not stand over your downed adversary with the smoking gun either. Do your best to balance readiness and the appearance of not posing an overt threat to anyone. If the incident occurred in your home, move your family to safety, inside or outside the residence, where this potentially horrific crime scene cannot be observed or disturbed. If the incident has occurred on the street, gain distance, get behind cover if possible, and stay aware of everyone and everything in your environment. Maintain control of your firearm, which may be holstered or at the ready, depending on the danger still perceived (until police arrive). Operate your cell phone with your support hand if possible, and verbally communicate with bystanders and/or the assailant if necessary.



Do not make the mistake of having a Clint Eastwood moment after you've won your gunfight. Blurting out macho, feel-good statements such as, "He had it coming." or, "One less scumbag to crowd our prisons, right guys?" will not be well received by responding officers or witnesses. Instead, try to make friends with those who witnessed what occurred and encourage them to stick around so they can give their statement to the police and/or further assist you in other ways. Clear thought and communication immediately following a shooting

Continued on page 14

will be difficult for most. Good, deep breathing will help immensely. Taking in oxygen will help to lower the heart rate and achieve a better state of physical and mental relaxation. When you are calm, you are in control. And after surviving a lethal confrontation, you must have absolute control of yourself, your adversary and your environment.

When initially questioned by the police, think very carefully about what you will say. You should expect to be read your Miranda Rights if you are asked any questions about the incident by police while in custody. It is your right to request an attorney before giving any written or verbal statements. However, decline to answer questions in a respectful manner. Tell them that you fully intend to cooperate with the investigation, but you'd rather wait to answer questions due to the traumatic event that you've just experienced. If you choose to answer questions on the scene, stick to the facts, do not embellish, and make sure that what you say then will be consistent with what you will say later.

KEEP YOUR WITS ABOUT YOU

This is a critical time. What you say and how you behave will make an impression on both the police and any witnesses. The comments you make now can make or break you.

Remember: You did not fire a "warning shot." You did not shoot to kill. You fired your weapon at another human being for only one purpose, and that was to "stop" the deadly attack initiated by the perpetrator. You took the action that you did because you were in fear for your life or the life of another, period. End of story. If you say more than that, you may dig yourself a legal hole. Whatever you say will be written down or recorded, so don't hang yourself now by saying something macho or dumb that you'll regret later.

As you sit safely reading this article, remember that after a shooting incident, even the smallest aspects of each pertinent fact associated with the shooting will be looked at in excruciating detail by people who weren't there when it happened.

You will probably be asked the same questions, in different ways, several times over, to see if your answers are consistent or if you 'change your story' from interview to interview. And remember that people standing nearby as witnesses may have been thinking about something else when you perceived a danger. They simply may not have been aware of the same things that you were, and this may be the reason that they have a different "version." If the witnesses were completely unaware of the danger when you drew your side-arm, then from their perspective, they simply heard gunfire and turned to see someone (you) standing there with a gun over someone bleeding on the ground. For all they know, you may be the assailant. The witnesses may not have perceived exactly what you did, even though they may have been in close physical proximity to the event.

You will be questioned about details. The first police officers on the scene, as well as the investigators assigned to the homicide will take turns interviewing you. They will ask you questions such as: What happened? Why did you shoot your gun? What did the (dead) assailant do or say exactly? How far away from you (or the innocent intended victim) was the assailant at the time that you perceived a threat? Why did you think that this person was a threat? What did you do to avoid the incident, if anything? When did you act? Did you say anything before the shooting? What did he say? Repeat this phrase several times: "I was in fear for my life and I had no other choice, in order to stop him." When that consistently shows up in the incident report of several officers, the lead investigator will take it into account when deciding whether to press charges or let you go home.

THE EMOTIONAL AND LEGAL AFTERMATH

Mental and emotional suffering is common amongst survivors of lethal conflicts.

Depending on the circumstances of your encounter and whether or not you've experienced a situation like it before, your thoughts and feelings about the incident may consume you for a short to a long period of time. Some may experience the affects of Post Traumatic Stress Disorder (PTSD), guilt, self-doubt or paranoia. These emotions resulting from a defensive shooting are normal; that is one of the reasons why police officers are routinely given time off after a shooting. During the following weeks, professional counseling may be beneficial, and discussing what happened with trusted friends can help us decompress emotionally from the seriousness of the experience. To be successful in the legal aftermath, this is what you should keep in mind:

No Other Choice: When the decision was made to use deadly force, your perception must have been that you or the person you were defending were about to die at the hands of the perpetrator or suffer unavoidable, serious physical injury if you did not act immediately.

Threat Specific Response: Remember, lethal force must be later determined to have been "reasonable" and "necessary," based on the surrounding circumstances at the moment force was used. What were "reasonable" and "necessary" will always be a deciding and critical factor in every single self-defense shooting.[1]

CONCLUSION

You have a duty to know how and when to use the weapon. Don't rely on friends at the range or the gun shop to give you the word. Get yourself properly trained, take part in the IDPA or USPSA to improve your skills, and by all means, take the time to learn your state's guidelines for the use of lethal force. If you have undertaken the effort to gain multi-state carry rights through reciprocity, then you have more than one state to deal with. Plus, there's one more perspective.

The old saying goes, "When the only tool you have is a hammer, every problem starts looking like a nail." So don't tie your own hands. Expand your range of defensive options.[2] Non-lethal force may be what's called for. If your only option is that of lethal force, and you're faced with a serious self-defense situation that calls for "something less," you are at a distinct tactical and legal disadvantage.

A prosecutor could then try to make you into a poster child for gun control, by saying that you had trained and armed yourself with only one option in mind—that of killing—and that you were just waiting for an "excuse" to use it. The argument would be that you were a "gun nut" with a predisposition to killing, by virtue of your exclusive training with only one single tool —your firearm.

However, having defensive skills in both firearms and non-lethal force may well be central to both your tactical and your legal defense. That way, you have been trained in more than one option and can be shown to recognize the difference when it is called for. Let's face it. Self-defense is serious business, no matter what tools are in your toolbox. But sitting months later in a courtroom, facing the jury in a civil or criminal trial, you will want to know in your "heart of hearts" that your actions were not only timely, but appropriate for the threat that you were facing at the time.

1 'Reasonable' under the law refers to what the "reasonable and prudent person" would have done under similar circumstances with the same knowledge that you had at the moment the incident occurred.

2 Training in intermediate force options is prudent and street-wise for any CCW permit holder. Take it upon yourself to learn empty-hand tactics, takedowns, techniques, as well as the use of defense sprays and the proper use of the folding knife and kubaton. See *www.pfctraining.com* for more.

ABOUT THE AUTHORS:

STEVE KRYSTEK served as the senior team leader and trainer of a USAF Special Weapons and Tactics Team and later in U.S. Department of Energy Nuclear Protective Force Operations. He has trained thousands in tactical shooting, combatives and special operations, both in the U.S. and overseas. Steve is currently a full-time police officer for the Las Vegas Metropolitan Police Department, a use of force consultant for the U.S. Government and Director of the Las Vegas based Progressive F.O.R.C.E. Concepts. *www.PFCtraining.com*

MICHAEL L. POTTER is an attorney, author, martial arts enthusiast and multi-state CCW permit holder. With both active duty and reserve military experience, he is a Captain in the Naval Reserve, where he's a senior member of the Navy Marksmanship Team. He is also an NRA certified range officer, instructor and an IDPA and USPSA tactical shooter. *EagleFiveZero@gmail.com*

STEVE

MICHAEL

TRICON'S

Combative Pistol 1:
An Intensive Immersion in the Fundamentals

The Brothers vs. Jeff Gonzales
By Michael Tan

Photography by: Michael Tan

Shooting on the move

Tap, Roll and Rack

One-handed shooting

So there we were, inside a small room. I was armed with a knife, my brother had a handgun, and our friend carried a Remington 870P shotgun. For unknown reasons, we were threatening Jeff Gonzales with lethal force. Our shotgun friend had his back to Jeff, and my brother was facing me, which left me as the only bad guy facing Jeff. Thus, Jeff prioritized me as his first target. Thankfully, this was only an illustration, and my brother and I survived Jeff's response.

The Instructor and His Philosophy: Reality Based Training

Jeff Gonzales is the Director of Training for Trident Concepts (TRICON). He served as a SEAL for 12 years and continues to be involved with Special Forces and Special Operations, both in an operational and training capacity. Jeff is unique among today's trainers because he is still personally involved in operations, not only teaching current operators, but currently serving as one himself.

When presenting the various techniques and the TRICON doctrine, Jeff made it very clear that the class was reality based. The techniques he taught and the techniques he discarded were based on what worked and what did not work on the field. This touched on everything from his weapon malfunction clearance techniques to his preferred shooting platform. To have an instructor who was still actively involved in real (not just staged) violent encounters and dangerous environments was unique when considering the various fighting/shooting schools and their doctrines. Furthermore, the class was entertained by Jeff drawing from his wealth of stories. You wouldn't believe what Jeff did with a flashlight!

What kind of instructor is Jeff? He is personable, articulate, upbeat and quite patient. Throughout the course, he expected us to strive for perfection and to push ourselves. Yet, he helped and carried-along even the slowest of the students. He wasn't a shepherd, but neither was he a drill sergeant.

Combative Pistol 1

The Combative Pistol 1 (CP1) course was an intense, two-day course that covered approximately 15 distinct skill blocks, during which each student fired approximately 1200 (yes, 1200) rounds. You had better check your vehicle's suspension before you make the drive to class with all that ammo!

At the start, let me tell you what this course was not. This course was not a typical, introductory shooting class. If you are not familiar with safe gun handling procedures, the operation of your gun and shooting your gun, this would not be the class for you. I would recommend a more rudimentary shooting class, or some range time with an experienced and competent shooter before taking TRICON CP1.

On the other hand, if you are familiar with safe gun handling, the operation of your gun and shooting your gun, (especially if you have read a fair amount of literature on handgun technique and tactics), then CP1 can be a suitable "first" class for you.

Jeff's class was unique because it covered a very, very broad range of fundamental, handgun and tactical subjects. In this 20 hour class, we covered a gamut of skills: combative mindset, basic draw stroke and ready positions, non-diagnostic weapon manipulations, strong-hand-only shooting and weapon manipulations, basic communication and shooting, basic movement, pivots and turning while shooting, low light shooting, one handed weapon manipulation while holding a tactical light, shooting from cover (strong and weak sides), non-standard response (NSR) shooting, reverse failure drill, multiple targets, non-violent postures preceding shooting, and biologically stressed shooting.

Jeff designed CP1 as a course to be repeated. CP2, which is heavily comprised of force-on-force, cannot be taken until an 80% skills test score is achieved in CP1. To the outsider, perhaps a clearer naming of the courses would drop the 1 & 2 and simply call the courses "Combative Pistol Survey" and "Combative Pistol/Force-on-Force."

Two big conveniences for the student are the time and location. For CP1, Jeff compresses what might normally take three days into two days, making it easier to get the time off. Furthermore, Jeff travels heavily, teaching in locations such as New Hampshire, New York, New Jersey, Pennsylvania, Delaware, Virginia, North Carolina, Georgia, Florida, Texas, Arizona, Nevada, California, Idaho, Washington, Michigan and…Hawaii! If you peruse the TRICON website, you'll find a wealth of interesting and practical courses offered, from Concealed Carry Tactics to Secondary Weapon Transitions (backup gun, knife, flashlight, etc.). With such a variety of subject matter and locations, it's likely that you will find something interesting being offered close to you.

Jeff was sometimes brief in his introduction of the next skill, but always asked for questions and comments. Students taking his class were well advised not to be shy but to ask questions immediately following the presentation of a new skill. Jeff's answers were expansive and very helpful, but if nobody asked a question, he assumed that the class understood everything and proceeded right to the shooting! There was no wasted time, but I sometimes suspected that people weren't exactly sure of what was happening.

One other possible drawback of our particular CP1 class was the size of the class. Jeff was a good instructor, but there were twelve students, which was about the limit for what one instructor could handle. Jeff was the sole instructor for most of the course (though he did have an assistant safety officer). He regularly visited each student and gave insightful and helpful advice. But with twelve students, the amount of individual attention and critique was necessarily limited.

Day 1

We assembled at 7:30 a.m., at Efird's Rifle Range, in Charlotte, NC. Jeff opened with an overview, which explained how he arrived at his teaching techniques and doctrines. Jeff started with real world fights, and then worked back to the principles and techniques (reverse engineering). Given his current contacts and ongoing operational experience, his conclusions bore weight. The class was designed almost as a running gunfight, as he described it. Because so much material was covered, some of the techniques might have initially seemed arbitrary, but Jeff always answered questions in satisfactory depth when students wondered about his choices of technique or doctrine.

Jeff discussed combat mindset, readiness and shock threshold, with its relation to hostile encounters. He acknowledged that the bad guy often had the advantage of surprise and choice of location, but he pushed students to always look to reverse the situation, quickly taking the initiative and placing the bad guy in a reactionary mode.

The TRICON philosophy is not static. It is always evolving, asking, "Does it work consistently? It is necessary? Will it work under stress?" He ended the introductory lecture with a call for humility, showing his personal, ongoing desire to get better and to strive for perfection. From there we hit the range.

Though he is an adjunct instructor at Gunsite, you might be surprised to learn that he personally shoots and teaches what appears to be a modern isosceles, not Weaver, for most of his shooting. Though he is not dogmatic about it, his reasons are simple: the platform works best for moving, turning, scanning and rounding obstacles. It is reality based, evolutionary and always improving. Given that this was my first class and that I had spent the past year shooting Weaver, changing my shooting grip proved to be too big of a mental and physical switch for me, so I stuck with Weaver. The pace of the course was too fast to make radical, basic changes. Having finished the course, it was something I had to take home and experiment with. On the other hand, novice shooters who are not yet ingrained with particular shooting platform habits would probably have no problem with it.

Jeff taught a three position draw stroke: grip (with weak hand in a combatives/retention position), clear and punch. We did a lot of presentations from the holster. Another good, basic skill that gets ingrained at CP1 is the practice of scanning after the shooting is done and before the gun is reholstered. Jeff made it very clear that scanning is to be done from a ready position, not through the gun sights. In almost every skill demonstration that Jeff did, he scanned before re-holstering. This was a new habit for me.

Throughout the course, we shot at a variety of distances: 25 and 15 yards occasionally, and 3, 5, 7, and 10 yards frequently. The course moved along at a snappy pace, constantly varying the skill, distance, or shooting demand (from holster, from ready, etc.). This kept us fresh as we approached each new exercise.

Continued on page 38

HIGH NOON HOLSTERS®
"Innovative Holsters for Armed Professionals"

Slide Guard
$64.95
IDPA APRROVED
VISIT OUR WEBSITE AT
WWW.HIGHNOONHOLSTERS.COM
OR FOR COLOR CATALOG SEND: $3.00
PO BOX 1923
TARPON SPRINGS, FL 34688
PHONE/FAX 727-939-2701

At every half day, it seemed that Jeff would start with a variety of precision exercises. Throughout the course, he made use of a shot clock to add pressure to the shooter. It was interesting to see how students who shot well sometimes started to unravel when the clock was counting down. Jeff was always pushing the students to shoot correctly (get the hits), while also shooting faster.

Early in the course, two things especially differentiated Jeff's approach from other schools of thought. First of all, Jeff placed a high importance on one handed shooting. The justification was obvious—wounding of the other arm, a bad guy/dog/fainting wife hanging on to you, or shooting with a tactical light all demand the ability to shoot, reload, and clear malfunctions using only one arm. One handed shooting (as well as one handed reloading and malfunction clearance) was introduced early on, and the practice showed up several times later in the course. Jeff taught one handed shooting with the arm directly in front, elbow slightly down, and shoulders square (not bladed or sideways). His one handed recoil control with a 1911 was amazing!

Secondly, Jeff advocated non-diagnostic immediate actions drills every time the slide was back or the trigger failed to discharge a round. That meant that even when shooting the gun to slide-lock, Jeff performed a tap, roll and rack. Why? As he pointed out, in reality you must keep your eye on the target. (There's that reality based training again.) You cannot afford to put your eye on the gun, trying to diagnose whether you have a malfunction or just an empty magazine. Furthermore, in low light scenarios, which comprise the majority of violent encounters, you have stress and darkness, which will make it even harder for you to determine why the gun didn't fire. In the dark, with adrenaline coursing through your body, how are you going to keep your eye on the target and determine whether your gun is just empty, or whether you have a malfunction? Thus, Jeff taught and practiced a non-diagnostic immediate action drill whenever the gun didn't go bang or whenever the slide was back. We had plenty of opportunities to get this habit drilled into us during the 1200 rounds fired (including during the night shoot)!

The drills on the first day certainly moved us toward being able to run the gun automatically. Then, when movement, identification of multiple targets, and navigation of uncertain terrain were later introduced, we focused on those higher-level factors without the distraction of concentrating on reloads or malfunction clearances.

Students at the ready

The day ended with the night shoot. As the sun set, Jeff reviewed a variety of Surefire tactical flashlight models, surveying the features and applications in which each model would be useful. Someone at Surefire needs to get Jeff, the "Surefire Beast." His comments on why he decided to abandon a light on a gun rail for family home defense were especially helpful. Jeff also briefly outlined a variety of combatives (covered in the CQC course) that may need to be used before shooting (palm strikes, verbal surprise, flashlight strikes, or light blasts employed to buy time).

In CP1, only one flashlight shooting platform was taught—the "high index" technique. When shooting, the weak hand held the light, indexed against the lower cheek, while the shooting hand held the gun forward, elbow down, just as we did in the daytime (shoulder and hips square, facing forward). Challenge drills and a light scanning protocol were ingrained (head to hands to center-of-mass). To be honest, shooting in the dark with 60+ lumens lights was fun, but it was even more useful to be forced to perform reloads and malfunction clearances in the dark while the weak hand held a flashlight. Though this was CP1, we did movement while shooting at night, and Jeff even discussed some of the subtleties of movement at night (i.e. the target's center of vision is blinded, but his peripheral vision will still be okay).

After a full day, the weary students left to get some chow and sleep.

Day Two

Early the next morning, at 8 a.m., the class re-convened. It was interesting to see the breakdown of guns used. Jeff used a 1911, as did four other students. There was also a CZ, a Springfield XD, a SIG 226, a Kahr P9, and a variety of Glocks. From what I could tell, no one was shooting a Super Soaker.

Jeff started with some reminders. The shooting stance was upright, with shoulders and hips square and facing forward. Feet were shoulder width apart, and elbows were down. The firing cycle was aim, press and recover. The student had to focus on the threat, the secondary threat, obstacles/cover, and then escape.

Throughout the day, Jeff put us through a variety of exercises that were used to improve accuracy and speed: a snap draw, followed by a slow motion, de-accelerated extension, ended with a trigger press at full extension, which was employed for a variety of targets. In troubleshooting my flinching problem, Jeff related that when he had bumps in his shooting technique, he liked to "shock" his system, perhaps by shooting left handed or something similar that forced him to reset his shooting muscles and mind. Perhaps a short, TASER jolt might have done it too.

Jeff taught several, blind shooting drills as a diagnostic tool for testing the student's presentation (from the holster,

from the compressed ready, from the ready, etc.) and for the consistency of the presentation (or mount, as Jeff calls it).

For all of us, the second day was more "fun." We did verbal challenge drills, movement in all directions, continuous walking while shooting, stable pivots and turns. For the multiple target drills, Jeff outlined the three principles to use in a multiple target situation, emphasizing that the start of the scenario was to be very different from the middle and end of the scenario. (Things constantly evolve and shift in a real world, multiple target situation.) Many of these "fun" and pract-ical skills were just basic introductions; TRICON has entire courses devoted to shooting on the move (including running), multiple target engagement and secondary weapon usage. Jeff does not believe in wacky walking or duck walking, because in real life, especially when wearing lots of equipment, such studied gaits tire the shooter too quickly.

One of the most interesting parts of the second day was the section on shooting from cover. If you've read much on this subject, you've probably been accustomed to seeing the instructor carefully lean around a corner, just enough to see the target. To my surprise, Jeff introduced a very different and effective technique. It involved no leaning and it had two advantages. It minimized the shooter's exposure, and it maintained a balance of center of mass, whether one stood or knelt. Thus, it could be held for a long period of time. Oddly enough, his technique involved no sideways motion—only forward motion. Dubbed the "Pressing Out" technique, it could also have been called the "Waingro Hotel Door" technique.

The day drew to a close with some stress skills that were designed to show how physical stress affected shooting abilities. Push ups, jumping jacks and sprints were well and good, but it might have been even more effective in inducing physical stress if Jeff had instead demonstrated how he converted his non-violent postures into combative strikes on unsuspecting students. (I think all of us were itching to see more of his close quarters techniques, but that was for a different class, I suppose!)

The day ended with a shoot off where a Surefire G2 prize went to the winner. Never in my shooting experience have I had this happen, but on this one exercise, I loaded my magazine and forgot to chamber a round. Guess what happened when it was my turn to shoot? After that very loud "click," I immediately went into a good non-diagnostic tap and rack (forgot the roll), and got the hits, but thanks to my failure to do a full weapons check, I didn't make par time! Well, Jeff did start the course by telling us that humility was necessary, and I was served a good dose of it!

Equipment Report

I was very happy with how my equipment performed. My gun was a Les Baer, Thunder Ranch Special (zero malfunctions experienced) with a Milt Sparks, VM2 holster and a Wilderness Company Instructor's Belt. These comprise my most frequent daily carry equipment. My brother shot with a Kimber, Tactical Custom II in a Blade-Tech, dropped and offset holster. There were no problems with this gun or holster. Magazine holders were Blade-Tech, and the magazines were an assortment of Wilson, Tripp Research and Les Baer. During the low-light session, we used Surefire's G2Z and E2e. Both were excellent lights for carrying and defense.

Conclusion

Anyone who intends to use a gun for self-defense should sit under a qualified instructor at some point. Reading books and talking to friends can only go so far. I came to this course hoping for some personal helps. I hoped to get any unsafe presentation and handling habits identified, as well as a critique of my shooting technique. Jeff helped me in these areas, and he even challenged my outlook on fundamental technique. My ideas about holster positioning, immediate action drills and shooting platform were stretched and expanded. We all left with good food for thought and new skills to practice.
Thanks Jeff!

Contact Information

Trident Concepts
(928) 925-7038
dot@tridentconcepts.com
http://www.tridentconcepts.com

Les Baer
(309) 658-2716
lesbaer@starband.net
http://www.lesbaer.com

Blade-Tech
(253) 581-4347
info@blade-tech.com
http://www.blade-tech.com

Milt Sparks
(208) 377-5577
http://www.miltsparks.com

Kimber
Kimber Mfg., Inc.
(800) 880-2418
http://www.kimberamerica.com

Surefire
(800) 828-8809
http://www.surefire.com

Wilderness Tactical Products
Wilderness Plaza
(602) 242-4945
http://thewilderness.com

Wilson Combat & Scattergun Technologies
(800) 955-4856
http://wilsoncombat.com

Tripp Research
(432) 837-9445
http://www.trippresearch.com

Michael Tan is a programmer, happily married with seven children.



Top Left: There are many reasons that people decide to carry a firearm for personal defense. Some are motivated by a personal event that has frightened them. Right: To carry a weapon for self-defense implies that you believe that there is evil and that it should be resisted.

Personal Values, Responsibility and Maturity

Charles Ellis

Everyone seems to have very strong opinions about gun ownership, concealed carry and self-defense. Why is self-defense a controversial subject? Perhaps it reminds people of their mortality. It is difficult to accept that our lives are fragile and finite. Self-defense implies that the "self" needs to be defended and that it could be harmed. As people mature, they become more aware of this fact. Guns are crude symbols of the simplicity of the balance between life and death. Many people do not want to face this and therefore vilify guns as though guns were somehow living creatures. Irrational oversimplification of any given situation seems to be a uniquely human trait. If someone was killed with a gun, then the delusional sum of the equation would suggest that guns are "out there killing people" without human intervention. It would seem that "Ockham's razor" [i] is quite dull here, since the illogical assumption is that guns have some agenda of their own. Someone once said, "Guns have killed as many people as spoons have made fat." Sigmund Freud said, "A fear of weapons is a sign of retarded sexual and emotional maturity." [ii] The key word that Dr. Freud uses is "maturity." Maturity strongly points to responsibility. Responsibility is the quintessential word associated with firearms ownership. It is the cornerstone of safety, awareness, fairness, accountability and ethics. To most of the readers of this article, it is difficult to understand why someone would prefer to relinquish the responsibility of their personal defense to someone else unless they were a child or infirmed. Without entering into a defense of Second Amendment rights, which would be "preaching to the choir" in this venue, this article is rather a short examination of the process of exploring personal values in regard to concealed carry.

There are many reasons that people decide to carry a firearm for personal defense. Some are motivated by a personal event that has frightened them. Others may respond to events that have happened to someone else or to their own principles. These are all valid reasons, but it is the underlying values that create their responses.

YOUR LIFE IS VALUABLE.

The decision to carry concealed is motivated by several foundational values. The paramount value that must be embraced is that some life (yours, loved ones, etc.) is more important than an aggressor's life. Some pacifistic philosophies do not accept this premise. They believe that all life is equally valuable and therefore an attacker's life is no less valuable than the victim's, so the victim has no right to harm the attacker in defense of their own life. In societies with caste systems, there is a scale of value imposed upon the strata of rank. Those on the higher strata are more valuable

Continued on page 14



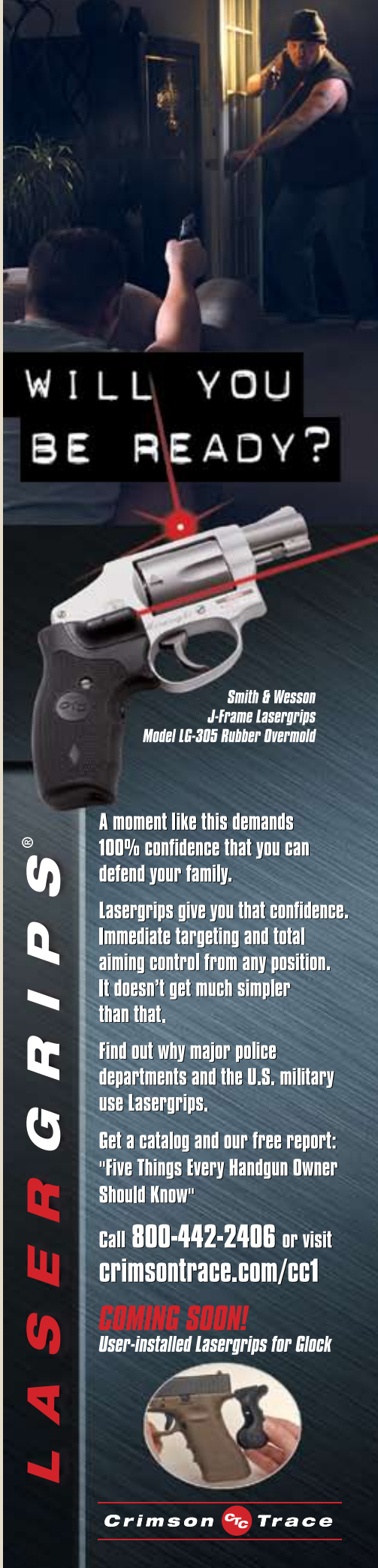

and therefore have more privileges in terms of self-defense. Those in the lower classes have little or no ability to defend themselves or their families (such as North Korea, England, New York City or Washington D.C.). Of course the populace of a society would have to believe or be compelled to accept such an existence. As you can see, the subject is rooted very deeply in individual and social/cultural values.

A person who carries a firearm for self-defense implies with their actions their belief in the priority of their own life. They may not ponder the point, but may simply say, "I will protect myself." For many others, this is a frightening equation. It makes them face the reality of their life possibly being in jeopardy and it contradicts their utopian values, such as, "With more education and more 'sensible' laws, all will be well with the world." Does this imply that a responsible gun carrier is better adjusted and more mature than a hoplophobic (one who fears firearms), utopian idealist? Yes it does.

A person who carries a firearm for self-defense implies with their actions their belief in the priority of their own life.

THE NOBILITY OF THE INDIVIDUAL:

America has a unique history of being a young society devoid of the feudal lords of Europe. The American continent was a dangerous territory where self reliance was a necessity of survival. This gave birth to the extreme individualism of American culture. Patriarchal, social systems could not provide the security or sustenance for survival. Therefore, early Americans had no faith in them. American society developed a rare sense of the nobility of the individual, regardless of their class. This value sets America diametrically in opposition to most cultures in regard to individual rights. In recent times, America has become more urban and influenced by other cultures. In a rural setting, the self reliant individual is a buffer between order and chaos, but in a modern, urban setting they might be regarded as rogues, challengers of authority and miscreants. There are no free citizens allowed in the ant hill. This is not to say that an urban society could not adapt to the value of the nobility of the individual or that there are not urban areas that already have. Unfortunately, there has been a steady trend toward European style social structure as America urbanizes. The fallout of this trend has been dissolution of the individualism that made American society unique and the subsequent effect of people abdicating their responsibility to defend themselves.

EVIL EXISTS…

Another value that affects the decision to carry concealed is the acceptance of the existence of evil. Evil has many definitions, but for the sake of brevity, the definition that will be used here is "deliberately causing great harm, pain or upset" (Encarta Dictionary). If evil does not exist, then there is no purpose for self-defense. It is ironic that some people will reject the concept of evil and then will appeal to judicial systems that exist to serve justice (or are supposed to). Is a violent felon evil? Are the prisons filled with people who are merely victims of a series of unfortunate circumstances? Some would have the world believe that the environment that these people were raised in catapulted them into a life of crime and violence without their choice being a factor. In their philosophy, the criminal has no responsibility and therefore is blameless. Denying the existence of evil is denying the reality that there is ugliness or chaos in this world. Most people accept the existence of evil, but many have some degree of denial of its probable proximity to themselves or they wish to believe that there is some social system that acts as a buffer. Facing the concept of evil directly ties into Dr. Freud's comment regarding maturity, and thus personal values. If a person accepts the existence of evil and the probability of it touching them, then they must consider the responsibility of taking action to prevent or limit its effect. Unfortunately, this causes them to also face mortality, the ugliness of violence, the brutality of nature and their personal frailty. It requires maturity to face these unpleasant elements of life without becoming depressed or cynical.

Seeing the value of one's life, the value of their loved ones' lives, or embracing a moral principle about protecting the innocent are strong motivations to resist evil. Denial of the existence or potential of evil has caused the death and suffering of untold numbers of innocents throughout history.

IT IS NATURAL.

Self-defense is natural. This is the most basic value. Animals do not go through the gyrations of philosophical analysis and debate to determine their right to self-defense. They simply do it. There is an inherent impulse in even the most primitive life forms to fight or flee when they sense an aggressor. Life itself is programmed with the knowledge of its own value and the willingness to defend it. Some would say that self-defense is barbaric and that looking to nature for answers is misguided. Self-defense is no more barbaric than eating or propagating the species. Some might argue that guns are unnatural constructs and cannot be regarded in the same light as natural tools of defense like fangs and claws. It is true that human technology is an anomaly in the natural world, but there are many species of living creatures that create items from natural materials, such as hermit crabs that use other creatures' cast off shells for protection or monkeys that use sticks to eat ants. Animals may not forge steel or machine parts, but the issue really is only a matter of degree. Nature is often viewed by urban dwellers as an idyllic meadow populated with flowers and bunnies. In reality, nature is harsh and merciless. Within the flowers of the meadow, predators lay in wait for the bunnies, ready to kill and eat them. The bunnies dispatch their own less healthy offspring and fight among themselves for breeding privileges and food. Maturity is also accepting the truth of the harshness of nature, while holding on to one's values. This view of nature is by no means a suggestion that humankind should slip into savagery because savagery is natural, but rather the opposite. One needs to accept the existence of savagery and that the natural response to it is self-defense. Is it not the natural duty of a civilized person to resist savagery?

CONCLUSION:

Carrying a concealed firearm is a big responsibility. It requires consideration and maturity. One must believe that self-defense is a natural or "God given" right and that your life and the lives of your loved ones are valuable enough to be defended with deadly force. It requires one to accept that the world is not as safe and secure as one might have imagined as a child. To carry a weapon for self-defense implies that you believe that there is evil and that it should be resisted. People should consider their values and ask themselves about how they view the world. What is a civilized person's responsibility? What in life is good and deserves to be defended?

i William of Ockham formulated the most radically nominalistic criticism of the scholastic belief in intangible, invisible things such as forms, essences and universals. He maintained that such abstract entities are merely references of words to other words rather than to actual things. His famous rule, known as "Ockham's razor," said that one should not assume the existence of more things than are logically necessary. It became a fundamental principle of modern science and philosophy (Encarta Encyclopedia).

ii General Introduction to Psychoanalysis, S. Freud.

One must believe that self-defense is a natural or "God given" right and that your life or the lives of your loved ones are valuable enough to be defended with deadly force.

Charles is a Quality Systems Manager in manufacturing and an artist. He is an occasional, guest writer for CCM, and he especially advocates self-defense for women. He believes that the Second Amendment is all about political freedom and self-defense, rather than duck hunting. He also thinks that he might be the only Jewish, Libertarian (who votes Republican), vegetarian member of the NRA. Charles also runs a pro-liberty blog at : http://theindividual.blogsome.com/.

Kathleen is an nutritional herbalist in order to survive health-wise, and a pistol-packer in order to survive security-wise. She is also a writer and the new copy editor for CCM.

Charles and Kathleen have been exceptionally, happily married for twenty-three years.