

The Best of CONCEALED CARRY MAGAZINE

INFORMATION & SUPPORT FOR THOSE WHO CARRY CONCEALED WEAPONS

Volume 1 - 2004

United States Concealed Carry Association
4466 Hwy P - Suite 204, Jackson, WI 53037
Copyright 2003-2005 Delta Media, LLC.

Dear New USCCA Member,

The yellow highlighted articles are what you'll find in The Best of Concealed Carry Magazine Volume 1 - 2004. I hope you enjoy reading these articles as much as we enjoyed putting them together!

Don't forget! If you'd like to order the **COMPLETE** set of Concealed Carry Magazine back issue in PDF format on CD, just visit our website at www.uscca.us

Thank you.

- The USCCA Staff



Premier Issue - January 2004 Issue Highlights

1. The Constitutional Right and Social Obligation to Carry a Gun
2. CCM Profile - Kate Graham
3. The Difference Between a Pacifist and a Victim
4. Carrying a Gun is Not a Hobby
5. Gear Review - Galco Leather Ankle Glove
6. Gun Review - Glock 36
7. Women Who Carry Concealed Firearms...Are We an Oddity?



March/April 2004 Issue Highlights

1. Half Cocked: Why Most of What You See in the Media About Guns is Wrong
2. CCM Profile - Nicki Fellenzer
3. Assault Weapons Bans, Why Should I Care?
4. "Cocked & Locked" - Condition One And Only
5. Winning Hearts & Minds: Effective Debating Techniques
6. A Guide to Pocket Carry
7. Gun Review - Beretta Mini Cougar .45



May/June 2004 Issue Highlights

1. A Nation of Cowards
2. CMM Profiles - Dr. Neal Trent & Gary Shade
3. Book Review - The Complete Glock Reference Guide
4. A False Sense of Security
5. We Don't Need No "Steenking" 2nd Amendment
6. "Cocked & Locked" 3-Gun Civilian Carry
7. Fighting With Light
8. The Seccamp Surprise
9. Detonics Combat Master MK1
10. SmartCarry® by Concealed Protection 3, Inc.



July/August 2004 Issue Highlights

1. Psychological Preparedness For Combat Survival
2. CCM Profiles - Erving Holcomb & Carma Jackson
3. Gun Review - CZ 2075 RAMI
4. "Street Tactics" The Mechanics of Sighting, Aiming, Pointing... and Getting Hits
5. Common Sense Excuses Gun Banners Will Use to Relieve Your of Your Rights
6. Should You Wear Your Gun in the Shower?
7. Carrying Concealed Starts with One Finger
8. Just Another Day in Paradise
9. Gun Review - Makarov IJ-17A
10. Stash It...Don't Flash It



September/October 2004 Issue Highlights

1. History Reveals the Truth
2. CCM Profiles - Joe DeSua & John Hayes
3. Gun Review - Rohrbach R-9
4. "Street Tactics" - Carjacking Countermeasures
5. The 2nd Amendment & the Burden of Proof
6. "Cocked & Locked" Should You Screw up Your Courage and Go to a Shooting Match?
7. Using IDPA Competition to Build Your Concealed Carry Skills
8. Ladies Only!
9. Gun Review - Kel-Tec P3AT
10. Handguns for Women? Definitely
11. Just Say NO to Gun Registration!



November/December 2004 Issue Highlights


1. Freedom & Firearms
2. CCM Profiles - Yelena Pawela & Mike Benedict
3. The Sexy Snubby
4. "Armed Senior Citizen" - Refuse to be a Victim
5. "Street Tactics" - The Ranges of Combat
6. "Cocked & Locked" High Noon in Hollywood
7. Firearms Research and Instructions' Level II Defensive Handgun Course
8. Concealed Carry vs. Open Carry
9. Magnum Research: Baby Eagle Compact Polymer & Semi-Compact Polymers
10. High Noon Holsters
11. The Truman Solution to Gun Control

Visit our website at www.uscca.us to order the complete set of Concealed Carry Magazine archive issues.

Concealed Carry Magazine - Complete Archive

\$49

We'll rush you a CD that contains EVERY page of each of our first **13** issues in PDF format. That is over **150 articles** on Concealed Carry topics. You will be able to view these files on your computer or print them out on any type of printer.



The Constitutional Right and Social Obligation to **CARRY A GUN**

By Robert H. Boatman

Carrying A Gun Is An Absolute Right

The framers of the Constitution were under no pressure from the NRA when they wrote “the right of the people to keep and bear arms shall not be infringed.”

In the same spare sentence, they reaffirmed their historical preference for a “militia” over a standing army, and indicated that this militia should be composed of armed citizens – citizens of a “free state” whose right to keep and bear arms must never be infringed. Anti-freedom zealots, including academic invalids and the hypocrites of the mis-named American Civil Liberties Union, have stood on their pointy

heads in tortured attempts to misinterpret this sentence ever since. Those of us who know how to read the English language have no trouble at all.

The right of the people to keep and bear arms shall not be infringed. **THE RIGHT OF THE PEOPLE** to keep and bear arms shall **NOT** be infringed. The right of the people **TO KEEP AND BEAR ARMS** shall **NOT** be infringed. The right of the people to keep and bear arms **SHALL NOT BE INFRINGED**. What part of **NOT** do the illiterates out to subvert the Constitution **NOT** understand?

The Constitution of the state of Pennsylvania (adopted September 28, 1776) allocated more words to make the point even more unmistakable: “XIII. That the people have a right to bear arms for the defense of themselves and the state; and as standing armies in the time of peace are dangerous to liberty, they ought not to be kept up; and that the military should be kept under strict subordination to, and governed by, the civil power.”

Indeed, the individual right to keep and bear arms for personal defense is based on exactly the same principle as civilian control of the military. One wonders if the ACLU would argue with that.

The Second Amendment, like most other articles in the Bill of Rights, was adopted from the English Bill of Rights of 1689 which, in turn, was based on centuries of English Common Law. English jurist Sir William Blackstone observed that the English Bill of Rights clearly meant that Englishmen possessed “the right of having and using arms for self-preservation and defense” and that “having arms suitable for their defense” was one of the five auxiliary rights people possessed “to protect and maintain inviolate the three great and primary rights,” the first of which is “personal security.”

Unfortunately for the English people, they have been persuaded by their own far-left government and insidious anti-gun activists to allow the English Bill of Rights to be, as they might say, shat

upon. Today, the English do not have the right to keep and bear arms for self-preservation and defense. As a direct result, they live in a crime-ridden society that grows worse with each passing day.

The recent 2000 International Crime Victims Survey published by the Dutch Ministry of Justice, a highly respected and accurate measurement of the percentage of people by nation who are victims of violent crimes, ranked England far ahead of the United States (which ranked 8th), and second only to Australia (where English-style anti-gun laws are also in effect) as the most violent nation. A recently disarmed England now has twice as much violent crime as the United States.

The English Home Office, which cooperated in the survey, has refused to publish these findings in England. It's better not to remind the gullible subjects how empty were the promises of safety and security for which they so eagerly traded away their very real and priceless freedoms and responsibilities.

The great Roman philosopher and senator, Cicero, immortalized armed self-defense as an "inalienable right" more than 2,000 years before the U.S. Constitution did so. Cicero said:

There exists a law, not written down anywhere but inborn in our hearts; a law which comes to us not by training or custom or reading but by derivation and absorption and adoption from nature itself; a law which has come to us not from theory but from practice, not by instruction but by natural intuition. I refer to the law which lays it down that, if our lives are endangered by plots or violence or armed robbers or enemies, any and every method of protecting ourselves is morally right.

Even people to whom armed self-defense is but a remote abstraction often endorse, without even realizing it, the unquestionable principles underlying the right to carry a gun. Jaron Lanier, writing in Discover Magazine (Feb. 2001), said in reference to new copy-right-protection technology – "In a democracy, citizens are supposed to act as partners in enforcing laws. Those forced to follow rules without being trusted even for a moment are, in fact, slaves."

It is perfectly obvious that we have a natural right to arm ourselves and to kill any criminal or other force that threatens us just



as surely as an elephant has a right to kill an attacking lion and a mother bear has a right to kill a wolf grinning suspiciously at her cubs. Animal-rights extremists extend the animals' right to the killing of humans under such circumstances.

Even the Dalai Lama, Nobel Peace Prize and all, said in May of 2001 during a speech about "nonviolent resolutions to conflict" to

"The Right of the People to Keep and Bear Arms Shall Not Be Infringed"

7,600 Oregon and Washington high-school students – "But if someone has a gun and is trying to kill you, it would be reasonable to shoot back with your own gun." So said the Dalai Lama.

There are criminals among us who are both homicidal and incorrigible. Their parents took a shot at civilizing them and failed. Their school teachers took a shot at them and failed. The odds are overwhelming that government welfare programs and penal institutions took a shot at them and failed. If it ever becomes your turn to take a shot at them, don't fail.

Carrying a Gun Has Always Been Both a Right and a Duty
There have been many societies in which not carrying a weapon was a serious and

severely punishable crime. This was true in Greece, Rome, Europe, Britain and, though seldom enforced, is still true in certain places in America today. This is as it should be. A citizen who shirks his duty to contribute to the security of his community is little better than the criminal who threatens it, and is better off living in a society that places lesser demands on his capacity to accept responsibility.

Armed Citizens Of the 21st Century

In 1987, a year after Glocks were introduced to the U.S., Florida enacted a pioneering "shall-issue" right-to-carry law that has served as the model for the rest of the country. The Florida law affirmed the right of a private citizen to carry a concealed gun and eliminated the abuses so typical of "discretionary" right-to-carry laws that resulted in gun permits being awarded arbitrarily to the political cronies of petty officials, limousine liberals, movie actors, athletes and various other celebrity representatives of the rich and famous crowd, but denied to so-called "ordinary" citizens. The Florida law made it crystal clear that any citizen with basic firearms training and a felony-free record would be issued a concealed-carry permit upon request, period.

Florida's landmark right-to-carry law was supported by the Florida Department of Law Enforcement, Florida Sheriffs Association, Florida Police Chiefs Association and other law enforcement groups. And it was supported by Florida voters.

The media, however, was predictably vociferous in its opposition to the exercise of

Constitutionally guaranteed rights, and in its total submission to the party line of radical anti-freedom, anti-self-defense and anti-gun forces. Headlines predicted vigilante justice and wild-west shootouts on every corner. "Florida will become the "Gunshine State." "A pistol-packing citizenry will mean itchier trigger fingers." "Florida's climate of smoldering fear will flash like napalm when every stranger totes a piece." "Every mental snap in traffic could lead to the crack of gunfire."

Such dire and colorful predictions, of course, proved totally false. Nevertheless, that same hysterical fear-mongering and bald-faced lying are used even today every time a new state gets ready to pass an enlightened right-to-carry law. In actual fact, the only

Continued on page 10

notable thing that happened for the first five years after Florida passed its right-to-carry law was that, as homicide rates in the U.S. soared, Florida's homicide rate fell a dramatic 23 percent. A few of the opponents of concealed carry actually had the courage to admit they were wrong.

Thanks to the intensive lobbying efforts of the NRA, along with the tireless grassroots work of politically aware gun owners, 33 states now have Florida-style laws which require the prompt issuance to their citizens of legal permits to carry concealed weapons. Well over half of the U.S. population, more than 60 percent of all handgun owners, live in these free states, yet no more than one to five percent ever apply for such licenses.

Notwithstanding the fact that most people do not carry guns, the mere possibility that an intended victim could be armed with a handgun eliminates millions of crimes every year.

According to the FBI, states with "shall-issue" right-to-carry laws have a 26 percent lower total violent crime rate, a 20 percent lower homicide rate, a 39 percent lower robbery rate and a 22 percent lower aggravated assault rate than those states that do not allow their citizens to legally carry guns.

Professor of Criminology and Criminal Justice at Florida State University, Gary

Kleck, in *Point Blank: Guns and Violence in America* (Aldine de Gruyter Publishers, 1991) found that "robbery and assault victims who used a gun to resist were less likely to be attacked or to suffer an injury than those who used any other methods of self-protection or those who did not resist at all."

Convicted felons reveal in surveys that they are more afraid of armed citizens than they are of the police. And well they should be. Armed citizens kill 2,000 to 3,000 criminals each year, three times the number killed by the police. And only two percent of civilian shootings involve an innocent person mistakenly identified as a criminal, whereas the error rate for the police is more than five times that high.

Kleck's research shows that private citizens use firearms to protect themselves and thwart crime about 2.5 million times a year. Citizens use firearms to prevent mass killings, bank robberies, gang attacks, carjackings, rapes, kidnappings and hostage-takings. They use them to help capture prison escapees and murderers, to come to the aid of outnumbered or ambushed law enforcement officers. Yet only a handful of these 2.5 million life-saving uses of firearms are ever reported in the mainstream press.

If a lot more people carried guns, what kind of a society would we have? Certainly not the kind predicted by anti-gun fanatics. Those hysterical doomsayers have been proven absolutely wrong one hundred percent of the time. Would we have a crime-free society? Certainly not. Criminals are as natural and immune to total eradication as fruit flies. But a better-armed society would severely limit the violent damage criminals wreak before they are

stopped. Criminals are naturally self-destructive. The reasons they are don't matter. To assist them in their self-destructiveness is the polite and civilized thing to do. Thus another ageless axiom: **An Armed Society Is A Polite Society.**

In 1998, John R. Lott, Jr., senior research scholar in the School of Law at Yale University, authored the most comprehensive and exhaustive study of crime and gun control laws ever conceived, based on the largest data set on crime ever assembled. His landmark book, *More Guns, Less Crime* (The University of Chicago Press, 1998, 2000), now available in an updated second edition, includes thorough analyses of more than 54,000 observations and hundreds of variable factors across more than 3,000 counties in all 50 states for 18 years.

The assiduously researched conclusions reached by Lott immediately set off a wave of panic among anti-gun fanatics and drew organized, systematic personal attacks of the most vicious and dishonest nature, including death threats leveled at Lott and his wife and children. Yet not a single serious academic challenge of Lott's research, his methodology or his incontrovertible conclusions has ever been successfully mounted. In fact, Lott's conclusions have reluctantly been called "bulletproof" even by the liberal mainstream press.

Bottom line, in keeping with the title of his work, the more guns there are in society and the more these guns are carried by private citizens, the less crime there is.

These are some of the reasons why police, who fight crime for a living and are well aware of the realities of street criminals, support right-to-carry laws for private citizens by an overwhelming three-to-one margin.

This is an even higher margin of support for right-to-carry than the strong support voiced by the civilian population.

Policemen are nobody's personal bodyguards. Their jobs are to find and arrest people who have committed crimes, not to prevent such potential crimes from happening in the first place. Clearly, the responsibility for victim-prevention lies with the victim-to-be.

The Seventh Circuit Court of Appeals (*Bowers v. DeVito*, 1982) did not mince words when it ruled, "There is no Constitutional right to be protected by the state against being murdered by criminals or madmen."



Photo by Oleg Volk - www.olegvolk.net

Continued on page 12

What It Means To Carry A Gun

That loaded pistol in your holster is a powerful expression of your Constitutionally guaranteed liberty as an American citizen, your recognition of the solemn duty you have to your fellow man, and your willingness to accept the full weight of a life-and-death responsibility.

When you are prepared to defend yourself, you are equally prepared to defend all of society and all of its guiding principles. Your responsibilities are therefore many – moral, legal and tactical. That is why most people, including lifelong gun owners, experienced hunters and competitive shooters, even in states that freely issue concealed carry per-

mits, do not choose to carry a gun.

Your moral responsibilities are to fire your gun into another human being only when the line of necessity has clearly been reached, and then to fire without hesitation and to full effect. Remember the words of Cicero.

Your legal responsibilities are to justify your actions to those who would call you a criminal at the drop of a hat, and quite possibly to a jury of your peers, most of whom have neither the competence nor the courage to carry a gun in their own defense. Read the findings of the Citizens' Self-Defense Act of 2001.

Your tactical responsibilities are to carry your gun with confidence, to be well trained in your ability to operate it effectively, and to have instilled in yourself an iron will to use

deadly force to prevent or end violence committed against yourself or others. Most of this book is dedicated to your tactical responsibilities, because that's what will save your life.

Violence happens either at random, or directed toward the obviously vulnerable, or toward someone in particular for a reason. You can rest assured it will not happen at the shooting range when you are all suited up in your speed rig with a plan of action worked out for the coming run-and-gun stage. It will happen when you are home sleeping in your bed, shopping at the grocery store, walking out to get the mail, mowing the grass, at dinner, at church, at the theater.

The most dangerous places in the world are those called "gun-free safety zones" by their ignorant political creators and known by criminals and psychopaths as "safe-to-kill zones." Even an adolescent school kid can figure out that an advertised killing field where no one is allowed to shoot back is the safest location in the world to carry out a mass shooting. Don't even consider going to a place like that unarmed, whether it's your kid's school or a national park. If you can't handle breaking the law, don't go.

The assistant principal of a high school in Pearl, Mississippi, broke the law. He kept a .45 in his car parked on the school grounds. When a deranged student opened fire, Joel Myrick ran for his gun. Two students were killed because Myrick had to retrieve his gun from his car instead of his holster. But the .45 eventually prevailed, and Myrick stopped the massacre long before police arrived on the scene. God only knows how many lives he saved. But assistant principal Joel Myrick wasn't awarded any medals. Of the several hundred newspaper and television stories about the incident, only a few even mentioned his name. Almost none revealed the fact that he used a gun to stop the killings.

When you bodyguard someone for a while, or when you just live a normal life with your eyes wide open, you realize how vulnerable we all are to becoming another tidbit-of-opportunity in the relentless food chain that sustains the life of this unpredictable world. It's a realization not of paranoia but of reality. That's the way it is, always has been, always will be. You can ignore it out of faint-heartedness, deny it out of lunacy, submit to it out of a fatalistic contempt for your own life and the lives of others, or you can face it with courage and intelligence and prepare yourself to deal with capricious reality's predisposition toward danger.

Most of those dangers can be met with nothing more than a strong I'm-not-a-victim

GUN OWNERSHIP SAVES LIVES

- Gun ownership also saves money. Nationwide, each one percent increase in the number of people owning guns reduces crime victim costs by over \$3 billion.
- Concealed handgun carry by private citizens reduces violent crimes, including rape, murder, aggravated assault and robbery, throughout the entire community and in surrounding communities.
- When a state passes a right-to-carry law, crime reduction is immediate and substantial, and crime-reduction benefits continue to grow the longer the law is in effect.
- The greater the number of concealed handgun permits issued, the greater the reduction in crime.
- Mass shootings in public places are reduced to virtually zero within four or five years after right-to-carry laws are passed – except in designated "gun-free" zones, such as schools, where self-defense is known to be prohibited.
- The largest drops in violent crime from concealed handgun carry occur in the most urban areas with the greatest populations and the highest crime rates.
- Citizens who do not carry guns benefit equally from the crime reduction which results when other citizens carry guns. The people who benefit most from this "halo" effect are women, children, the elderly and blacks.
- Of all the methods studied by economists, the carrying of concealed handguns is by far the most cost-effective method for reducing crime. Each and every concealed handgun permit issued reduces total economic losses to crime victims by \$3,000 - \$5,000.
- Accident and suicide rates are unaltered by the presence of concealed handguns.
- The effect of increased penalties for using a gun in the commission of a crime is small.
- The Brady Law, other mandated waiting periods, safe-storage laws and one-gun-a-month laws all increase crime, especially rape.
- Background checks, training requirements and age restrictions have no crime-reduction benefits.

mindset and body language. Many others may shrivel with the demonstration of superior verbal skills. Still others may require a fundamental knowledge of martial arts, a container of pepper spray, a makeshift club, the presence of a well-wielded knife or the sight of a firearm. A few, perhaps one in a lifetime, will not be affected by any kind of less-than-lethal response and will not end until you churn your attacker's dreams and determination into a chunky red stew and spew it all over the street with a couple of big-bore hollow points. The trouble is, you never know when or where that last one is coming.

If you ever find yourself under attack by an armed criminal, you will be on the defensive and he will be on the offensive. In other words, he will have a strong advantage going in. And, though he will not have trained himself to shoot nearly as well as you have trained, he will be far more experienced in the art of killing. The odds are, any criminal who is intent on killing you has probably killed men before, knows how to do it, knows how it feels and likes it. You're not going to talk him out of it, scare him out of it, or wound him out of it. You're going to have to kill him.

Studies show that simply brandishing a weapon saves many lives, but I am personally

against the idea of waving a gun around while your adversary thinks. The way to overcome his offensive advantage is to strike without warning. Once you make the decision to free your Glock from its holster the entire situation should be over and done with in a second or two. The most important component in practicing your draw is firing the instant you have a sight picture on your target, and continuing to fire until your assailant no longer exists.

More than a century of military and police research tells us that most people, including up to 85 percent of trained soldiers and cops, are psychologically unable to use deadly force in a life-or-death situation no matter how compelling the circumstances may be. If you can't kill, there is no reason for you to carry a lethal weapon.

Carrying a loaded gun with the ability and will to use it is not a casual fling meant to bring some excitement into your boring life. It is an all-embracing lifestyle and must take precedence over your respect for law, your fear of social criticism, your love of humanity, your wardrobe and your drinking habits.

You can never be unaware of the weight you carry on your hip or under your arm. You can never forget your responsibilities. You must wear your Glock with the same al-

legiance as your wedding ring. If you're not married, your Glock is your wedding ring. Wear it for life. Don't even think about leaving home without it. Be prepared to use it at a moment's notice. Carry it all the time. And shoot to kill.

"Liberty or death," the meaning of which is clear and absolute, is but a trivial phrase if you do not carry a gun. For freedom-loving Americans, the five most important words in the English language are, and always have been – from my cold dead hands.

This article was reprinted with permission and condensed from a chapter in Robert Boatman's Book *Living with GLOCKS*.

This book is available from Paladin Press (www.paladin-press.com) Mr. Boatman can be reached at interboat@aol.com.



INFORMATION YOU CAN TRUST



VIDEO

ONLY HITS COUNT

Practical Firearms Training for Personal Defense with Louis Awerbuck

Let world-renowned firearms instructor Louis Awerbuck make your range training realistic and up to date. Included in this Paladin video are flashlight techniques, proper shot placement, multiple attacker scenarios, shooting on the move, cover versus concealment and more. Color, approx. 75 min.

#ONLYV \$39.95




CONCEALED CARRY

The Shooter's Guide to Selecting Handguns by Wiley Clapp

Before you choose a concealed-carry weapon get the opinion of someone who's personally tested models, calibers and types of ammunition with the specific needs of concealed carry in mind. Contains in-depth analysis of small, medium and large pistols and revolvers by makers such as S&W, Glock, Colt, Ruger, Taurus and more. 8 1/2 x 11, softcover, photos, 120 pp.

#CARRY \$25.00




LIVING WITH GLOCKS

The Complete Guide to the New Standard in Combat Handguns by Robert H. Boatman

Whether you own a Glock or are considering investing in one, die-hard Glock convert Robert Boatman has done all your research for you. Get the lowdown on every model in production, plus holsters, ammo, accessories, silencers, modifications and conversions, training and much more. This is truly the Glock bible. 8 1/2 x 11, hardcover, photos, 184 pp.

#LWG \$29.95



HOLSTERS FOR COMBAT AND CONCEALED CARRY

by R.K. Campbell

Author and former cop R.K. Campbell provides in-depth analysis of assorted holster materials and styles and instruction on determining the proper mechanics for your draw. He also points out common mistakes and tells you how to correct them. With hundreds of photos, this is an invaluable resource for every gun owner. 8 1/2 x 11, softcover, photos, 144 pp.

#HCC \$22.00




VIDEO

JIM GROVER DEFENSIVE SHOOTING SERIES

Get a complete course in real-world defensive handgun shooting from world-renowned close-combat expert Jim Grover. This comprehensive four-tape set covers every aspect of combat handgun use, from basic marksmanship and gunhandling to advanced close-quarters battle tactics and vehicle ambush defenses. Color, approx. 230 min. total.

#GROVERV.2 4-Tape Set \$125.00



THE SNUBBY REVOLVER

The ECQ, Backup, and Concealed Carry Standard by Ed Lovette

In this book, former CIA operative and longtime *Combat Handguns* columnist Ed Lovette tackles common complaints about the snubby and presents viable ways to remedy those issues based on his personal experience. He then addresses defensive tactics, from basic personal defense to planning for extraordinary situations. 5 1/2 x 8 1/2 softcover, photos, 120 pp.

#SNUB \$15.00

RESPONSE CODE: CC24

VIDEOTAPES AND DVDs ARE NONRETURNABLE; DEFECTIVE TAPES AND DVDs WILL BE REPLACED.

MONEY BACK GUARANTEE



PALADIN PRESS®

Phone: 303-443-7250 • FAX: 303-442-8741

For detailed descriptions of more than 800 titles, visit our online store at

www.paladin-press.com

TO ORDER:

PHONE: **1-800-392-2400**

U.S. orders, 24 hours a day, 7 days a week. VISA, MasterCard or Discover only.

WEB: **www.paladin-press.com**

MAIL: PALADIN PRESS • 7077 Winchester Circle-CC24 • Boulder, CO 80301
please add \$7.00 postage & handling to each mail order

COCKED & LOCKED

Column by:
Robert H. Boatman

Condition One And Only

Texas Ranger Charlie Miller was minding his own business when a concerned citizen came up to him, noted the hammer cocked back on the big 1911 dangling from the Ranger's belt, and asked, "Isn't that dangerous?" Charlie replied, "I wouldn't carry the son-of-a-bitch if it wasn't dangerous."

The sight of a cocked-and-locked single-action auto gives some people the willies. It just looks too ready for action, like a hungry lion lowered on its big paws in preparation for a lunge at Bambi's throat. A hammerless Glock looks downright peaceful in comparison, as does a double-action auto with its hammer at rest, even though both can be fired just as quickly.

You need not concern yourself with what your gun might look like to other people since it's concealed from their view. But you do need to be confident that the pistol in your holster is both safe and ready, going into action instantly and instinctively with no fumbling or uncertainties on your part, and safely returning to your holster when its job is done.

It is possible to carry a 1911-pattern single-action auto in three very different conditions. These conditions have parallels in safe-action Glocks, double-action / single action autos and double-action-only pistols.

Condition Three

Chamber empty, hammer down. This requires you to manually cycle the slide before firing. To return the gun to its carry position after firing, you have to drop the magazine, empty the chamber, drop the hammer, reload and reinsert the magazine, all without shooting an innocent bystander.

Condition Three is a dangerous sop to the excessively squeamish who can't stand the sight of a firearm that looks like it might

be useable. Do not carry your pistol with an empty chamber.

Because it is a giant step away from coming to your rescue, it poses a hazard to you and those around you, though not particularly to the criminal who might be attacking you. You would be better advised to carry a baseball bat, which you are more likely to be able to operate under stress than an unready gun.

Condition Two

Chamber loaded, hammer down. On a 1911, this requires you to cock the hammer with your thumb before firing. It also requires you to very carefully pull the trigger as you use your other hand to lower the hammer over a loaded chamber before returning the gun to its holster. The technique for manipulating a Condition Two carry is best practiced out in the country in a freshly plowed field, where the bullets will not ricochet off the pavement or the occasional rock every time you reholster your weapon.


Carrying a 1911 in Condition Two is comparable to carrying a double-action auto with its counter-intuitive manual safety in the on position. Both place an awkward and unnecessary step between you and survival.

Condition One

Cocked and locked. Chamber loaded, hammer cocked, thumb safety on. This requires you to snick the safety down before firing and snick it back up when you're finished, a test of manual dexterity that can be learned by any creature equipped with opposing thumbs and probably by a few equipped with paws or hooves instead.

A 1911 in Condition One is comparable to a Glock, which is always in a semi-cocked condition when a round is in the chamber anyway, and the initial pull of the "small trigger" performs the same function as the thumb safety of a 1911. It's also comparable to any variety of double-action auto with the safety off, as the trigger pull cocks the hammer and fires the gun in one single motion, though the long and cumbersome double-action trigger pull is designed neither for control nor accuracy.

The greatest benefit of cocked-and-locked carry in a 1911, besides instant readiness, is the excellent trigger control it makes possible since the only job the trigger must perform is to simply drop the hammer. No other type of semiautomatic can provide the precise and consistent trigger pull of a 1911, a trigger pull as fine as can be achieved with the best revolvers, readily available to the shooter with the thumbing down of the safety lever.



photograph by the author

For the cocked-and-locked-shy, custom gun maker Kase Reeder of Flagstaff, Arizona (928-527-4100) makes clear how his pistols are supposed to be carried.

Continued on page 14

Condition One is obviously the fastest way to get your 1911 into action, the least prone to mistakes, the most direct path to precise trigger control, and by far the safest way to carry and operate the gun. It is, therefore, the only way.

That John Browning intended the 1911 to be carried in Condition One is evidenced by the fact that a major feature of the gun is the thumb safety. There is no earthly use for the thumb safety – the part doesn't even function – unless the hammer is cocked. It should also be noted that the up/safe, down/fire operation of the single-action 1911 thumb safety is natural, intuitive and proper. Just to be contrary about it, Walther, who invented the double-action/single-action mechanism with the little *Polizei Pistole* in 1929, and Smith & Wesson, who eventually copied the mechanism and has tried with some success to promote it to the American public and the law enforcement community ever since, went out of their ways to reverse the safety procedure. On a double action auto, the thumb lever up means ready to fire (requiring only a very long and awful trigger pull), thumb lever down drops the hammer on a firing pin block (or right through the block onto the firing pin, an explosive occurrence which is not unknown, especially with some earlier aluminum-frame models). To be fair, it wasn't Carl Walther who designed the double-action PP, it was his son Fritz. Some kids just never learn.

It's popular for gun writers to say that the proper operation of a 1911 pistol requires more training than other guns. As usual, the popular gun writers have things the other way around. While the operation of anything at all requires



Kimber RCP II and Glock 36 are both ready for action, requiring only the snicking down of the Kimber's thumb safety or the press of the Glock's inset trigger.



photograph by morgan w. boatman

Cocked and locked is how you carry a 1911 if you think you might ever want to use it.

some training to ingrain the proper muscle memory, the 1911's single-action mechanism is easier to learn than the double-action/single-action system because it is less complex and more instinctive.


Bob Young, Vice President of Operations at Arizona's Gunsite Academy (928-636-4565), recently told me that back in the days when he was a US Marine Corps colonel teaching recruits how to shoot 1911s, it took him 4½ days and 500 rounds of ammunition to train a 19-year-old Marine to draw his 45 from a tied-down GI flap holster and shoot an adversary twice at seven yards in two seconds flat, including the draw. When he taught Berettas – whose double-action/single-action mechanism operates in two different modes requiring two different grips and two different trigger pulls—it took another entire day and an additional 300 rounds and Young never said whether that 19-year-old Marine could pull off the same two-second routine at the end of it.

Jeff Cooper, who revolutionized handgun shooting techniques four decades ago, dubbed double-action/single-action autos “crunchentickers” because the first double-action shot is a crunch and the follow-up single-action shots are ticks. Faced with this kind of mechanical schizophrenia, the shooter often tosses his first shot somewhere out in left field,

notwithstanding the fact that “It's the first shot that counts” – a reminder often repeated by Max Joseph, founder and head instructor of Tactical Firearms Training Team in Southern California (714-846-8065).

While there is no problem at all in applying 1911 training to pistols devoid of thumb safeties, such as the Glock and the new derivative generation of trigger-cocking double-action-only autos, there are severe and potentially deadly problems involved when you try to apply that training to double-action/single-action pistols with upside-down thumb safeties that operate backward. Is it any wonder that soldiers fighting in Afghanistan and Iraq have been known to hurl their Berettas at the enemy and trade cold hard cash and all the fruitcakes and love letters from home for 1911s at every opportunity?

Here's one final bit of advice to those who believe the 1911 carried in Condition One is somehow out to get them. In addition to your normal carry pistol, shove a cocked and locked, and unloaded, 1911 in a holster or your underwear or wherever. Check it several times a day to see if it has surreptitiously disengaged its own safety and pulled its own trigger when you weren't looking. After several weeks or months or years of this, draw your own conclusion.

Robert H. Boatman is the author of *Living With Glocks* (Paladin Press, 2002) and *Living With The Big Fifty* (Paladin Press, 2004). He can be reached 

DETONICS COMBAT MASTER MK 1

GUN REVIEW

George Hill

Have you ever watched a movie where the character on the screen is lying in his death bed and says “I have no regrets”? There is a lot of envy over here when I hear that, because I have regrets...I have lots of regrets. I regret not sending my wife flowers last Valentines Day. I regret trading my Mustang for a Subaru. I regret selling a 1941 German Mauser rifle. I regret a lot of things and invent new regrets daily...but the one that just got under my skin was when I sold off a stainless Detonics Combat Master. In my defense it was to a friend, who needed it, and I needed the cash, but for years since I have kicked myself mercilessly.

A couple months ago when the opportunity came up to acquire a different Detonics Combat Master, I jumped on it. This was redemption. This was a second chance. I had to have it and I couldn't waste

time. So I purchased it sight unseen from someone selling it out in the Blue Grass state. I was very excited to get my new Combat Master and the wait for

Fed Ex shipping was like a visit to a dental office. When it finally arrived, I felt like Ralphie on Christmas morning.

The first time I took it out, I was just plinking with it and pretty much just running ammo through it to make sure it was reliable. Indeed it was. I didn't encounter a single jam or failure of any sort. I was even able to make hits on the targets I was plinking at. Since that time, the little Combat Mas-

ter has been a constant companion.

You hear a lot of gun writers talk about how the 1911 is their first choice when it comes to an automatic pistol. There are good reasons



for that, but I'm not going to go into those here. Let's just say that the 1911 carries with it a great many admirable qualities that experts prefer. The only problem with the 1911 is that it is a large

handgun. Custom gunsmiths used to do good business in chopping down 1911's for under cover work. Detonics capitalized on that trend when they rolled out the Combat Master.

Few things make me geek out like a compact .45, and nothing geeks me out more than the Combat Master. Back when the original Detonics Combat Masters came out in the mid 70's they were available in four calibers: .45 ACP, .451 Detonics Magnum, .38 Super and 9MM Parabellum. Detonics was well ahead of their time.

Had they been able to hold on through the Wonder Nine hype, they would have been able to reap the rewards of the reawakening that the shooting community experienced after the Crime Bill was passed and magazines were limited to a maximum of only ten rounds. After that, all of the sudden people loved powerful compact guns. Unfortunately, too many people had forgotten about the

Continued on page 32



The field stripped Detonics Combat Master MK 1

Detonics Combat Master MK1 Specs

Length	6.75 in.
Height	4.5 in.
Width	1 1/8 in.
Sight Radius	4.0 in.
Barrel Length	3.5 in.
Magazine Capacity	6
Weight (w/ Empty Mag.)	29 oz.
Weight (w/ Full Mag.)	35 oz.
Trigger Pull	6.0 lbs.
Discharge Trigger Travel	2/16 in. take up with 3/16 in. pull



then defunct little company. Those that had Combat Masters cherished them. Few used examples are seen on the market.

Detonics offered two things to the shooting community that is only now being appreciated. First was offering a chopped and channeled 1911 as a production gun. Something no one else was doing outside of one-off custom jobs. Now, Para-Ordnance, Springfield, Kimber, STI and others make them.

Second, they had their .451 Detonics Magnum which was at the time cutting edge. Flash for-ward in time to this date and you have everyone offering sub-compact 1911's and then we have .45 Super and .45 SMC, or .460 Roland, all doing what was done back in the day with the .451 Detonics.

Let's look at what these guns are all about here. They were designed as an advanced, concealable, fighting gun. The CIA picked up a load of them for their field agents. You think James Bond was cool with his little .32 caliber Walther PPK? Our Spooks were packing good old .45's in the slickest compact automatic on the planet. And here you probably thought they only used suppressed .22's. These little guns were picked up by people who needed serious power in a concealable package. Law enforcement all across the country carried them...Federal Agents, Detectives, Private Investigators, you name it. They were carried undercover and close to the body for all these years. These guns were never meant to be safe queens and few ever were. They were the gun of choice by the elite and those in the know. They were on duty all the time. This one was no exception, and it shows.

These little Combat Masters even enjoyed some lime light. If you were a fan of either Magnum PI or Miami Vice, you may have seen one. Sonny Crocket carried his Detonics in an ankle rig, while Magnum carried his cross draw under his flowered shirts. (How did Magnum pull off looking tough in a flowered shirt? That's what I want to know.) They have also appeared in "The Survivalist" novels by Jerry Ahern.

Being every bit as ruggedly handsome as Tom Selleck and as dashing as Don Johnson, I went out this morning to shoot some groups with it. Things didn't go so well. Talk about a bad day. Out of all the shooting I did, I was

only able to shoot one decent shot group. (And this was with cheap CCI Blazer ammunition) My frustrations only compounded when the wood grips decided to split like kindling in my hand.



As far as 1911's go, this one has the worst trigger I have ever felt. And that includes a rusted out Norinco. The hammer is getting wear marks on one side. The brass ejection is all over the place. The finish is flaking off. The linkage under the barrel is worn to the point that it shakes, rattles, and rolls. The take down pin/slide stop can just about fall out if you turn the gun sideways. The slide to frame fit is, well, let's just say the slide doesn't quite fall off the frame...yet. In all honesty, this Combat Master is worn down and out.

This specific example isn't a gun that I would want to recommend to anyone that I cared for. It just has too many miles on it. Most Combat Masters that I have seen are all pretty much in the same condition.


I was at a gunshop in Salt Lake City and they had a Combat

Master under the glass. When I asked to see it, the firing pin shot out and hit me in the chest. After 20 years of hard duty, these old war horses are due for either retirement or extensive restoration by artisan gunsmiths.

So why am I reviewing this gun for Concealed Carry Magazine? Because here is some good news - Detonics is coming back. New management, new factory, and they are going to be making the Combat Masters like they used to, and this is a good thing.

One of the interesting features about the Combat Master is the rear sight. This is something people tend to pick up on right off the bat because it is very different. The reason for this goes back to the gun fighting days before Jeff Cooper's Modern Technique caught on. Back then you fired from the hip not even using the sights. You basically held it out in front of you at about belt level with one hand. (Thank you Jeff Cooper for putting that to rest!) It was also popular to carry the 1911 in condition two where you had to cock the hammer manually. The Detonics was the ideal little gun for that kind of fighting. With the rear sight moved forward and the deck contoured down, it allowed for the shooter to "fan" the hammer back just like they did in the old west. It was a very fast method for the time. Of course, we now recognize the advantages that John Moses Browning built into the 1911 with its ability to be properly carried in condition one. The old gunfighter days are best left to the western movies.

The Combat Master also used a captive recoil spring and a bushingless cone barrel.



These two features are common now, even on a 1911 clone, but back in the day that was cutting edge stuff. Another interesting feature that sets a Detonics apart from the others is the scalloping that they did to the ejection port. This MK I example has it as you can see in the picture. This exposes the extractor a bit and allows for a free ejection as is common on all other automatics that use an external extractor. Chalk that up to another "before its time" item. Now we see external extractors on all sorts of 1911's. Wilson Combat and Kimber are two, just to name a couple off the top of my head. Another advantage of this is that you can actually see the rim of the cartridge if the chamber is loaded. No need for a loaded chamber indicator or other gimmick. There is of course no need to press check either; you can see it.

Jeff Cooper wrote in *Guns and Ammo*: "This remarkable pistol is the smallest, lowest recoil single action .45 caliber semi-automatic in the world. The Detonics .45 is a premium quality professional tool for the serious handgun expert and combat shooter. It is capable of providing the brute force stopping power of the standard-sized .45 in a size no larger than a snub-nosed .38, or "pocket" 9 mm auto.

The Detonics .45 has an advanced

mechanism which reduces the apparent recoil remarkably below the full-sized .45. This awesomely powerful pistol is smaller, more easily concealed, and has greater short/medium range rapid fire accuracy than



any single action .45 weapon available today. This masterpiece of combat design is gaining recognition as the finest defensive handgun in the world today."

There are probably a lot of guys like me who appreciate what the Combat Master was, and are very much looking forward to the new ones - especially when the guy leading the new Detonics charge is none other than Jerry Ahern.

These new Detonics guns should be just as good if not better than the old, and if that is the case, I would recommend getting one at the first opportunity.

Now I have to decide what to do with this Combat Master. Retire it, or restore it? Considering this little gun's history and how well it carries concealed, I'm thinking it deserves a trip to a good gunsmith so it can pull its duty for another 20 years.


29 Ounces, 6.75 inches long, 4.5 inches height. Sight radius is 4 inches. Barrel Length is 3.5 inches. Trigger Pull: 2/16th take up followed by a 3/16th inch pull to the 6 pound break. Reach to the trigger is customizable. This one is 6 rounds in the magazine, and any 1911 type mag can work but will extend past the grips.

The new Detonics USA web site:
<http://www.detonicsusa.com/>

George Hill is an NRA Certified Pistol and Personal Protection instructor and the writer and publisher of Mad Ogre.com. Visit his web

site for more information on Mad Ogre.
<http://www.madogre.com>.

Photography by Deveni.



Don't Flash It

Don't Flash It

Tony Walker

We all remember Clint Eastwood's series of Dirty Harry movies. In these, he carried a 6 inch Smith & Wesson Model 29 .44 Magnum in a shoulder holster. Despite Mr. Eastwood's hectic schedule in keeping San Francisco clear of murderous maniacs, he never once deliberately showed off his concealed gun when out in public. This is due more to the fact that in many of the scenes, he probably wasn't even wearing it; but no matter, he kept his concealed weapon out of public sight.

As shooters, we must understand that in this day and age, guns, and especially handguns, are looked on with alarm by many non-shooting members of the public. It is therefore the responsibility of all shooters to learn the correct way to carry a concealed handgun.

The first principle of concealed carry is to learn that concealed carry means just that: it is not a means to impress your friends by "accidentally" letting your gun show. Anyone found 'flashing' a concealed firearm should be treated with the same level of contempt as any other flasher. The only

person to know that you are carrying a concealed handgun is yourself and your would-be opponent. Even then, the only time he should see it is when you produce it, and he sees it from the muzzle end.

Holster makers rarely seem to notice the fact that we, the consumers, come in a vast number of different sizes. For instance, a 6 foot tall, 225 pound man has a far wider range of options of holsters and holster positioning than a 5 1/2 foot tall, 120 pound woman. Dirty Harry managed to hide his Model 29 because Clint Eastwood is over 6 feet tall. Imagine Woody Allen trying to conceal the same gun - he would have to wear a long overcoat! However, a careful selection of both gun and holster can eliminate many of these problems.

The first thing you need to decide is the level of concealment you need for your lifestyle. The choice is vast, and can range from deep concealment rigs like the belly band, to a simple belt slide holster. Comfort, too, has a large part to play in deciding on a holster. The finest concealable rig in the world will be of no use to you if, after a few hours wear, it chafes against your skin.

BELT HOLSTERS

There are a number of ways to hide your preferred carry gun. The most popular is the belt-mounted holster. These come in two main types; the scabbard type, worn on the belt outside the pants, and the inside the pants holster, sometimes known as the ITP. This is generally a holster made with the rough side of the leather facing outward with the smooth side inside. The rough leather helps anchor the holster inside the pants and stops it from rocking backward and forward.

Photography by Pat McFarrane



The problem with an ITP rig is that it may prove uncomfortable if you are 'lean and hungry' in physique. Prolonged wear can result in painful sore areas where the holster rubs against your hip bone. A way to avoid this is to buy your pants one size larger than normal. The extra inch or so of space will make wearing an ITP much more comfortable. Larger sized people may also find that an ITP can cause problems. Excess flesh overlapping the holster can make drawing the gun difficult.



Drawing from an ITP worn under a shirt or jacket is a technique easily learned. If a jacket is worn, the user forms the gun hand into a claw, which catches the jacket and sweeps it open. The hand then moves down to grasp the gun and make a smooth draw. If an extra magazine or speedloader is carried in the strong side pocket, this will give the garment some added weight, which gives momentum to flip the jacket open.

If the gun is concealed under a shirt, the technique is slightly different. On the draw, the weak hand reaches round to a spot as close as possible to the holster, grabs a handful of shirt and lifts it clear of the gun butt. This allows the strong hand to grasp the gun and clear leather in a remarkably short time.

Concealment holsters worn outside the pants are designed to carry the gun closely against the body. This ensures that the outline of the gun does not show when a jacket or shirt is worn. There are virtually many hundreds of designs; some with safety straps, some without. As a personal choice, I prefer a holster that relies on a good friction fit to the gun, rather than one

that needs a safety strap. For daily wear, I use a Galco Concealable holster. This gives a good friction fit to my lightly customized Kimber Ultra Carry .45, yet still allows a very fast draw when needed.

SHOULDER HOLSTERS

Shoulder holsters are ideal for concealment. They offer secure carry, without the necessity for hanging everything on a belt. Modern shoulder rigs come in two main designs; vertical carry and horizontal carry. The traditional design carries the gun with the barrel pointing to the ground. This works fine for longer barreled pistols and revolvers. Holsters that carry the gun in the horizontal plane, with the barrel facing to the rear, are ideal for carrying auto pistols, which normally have shorter barrels.

Drawing from a vertical carry shoulder rig is never as fast as drawing from a belt holster. Most importantly, the weak hand must be kept clear of the gun muzzle on the draw. You do this by grabbing the jacket and



pulling it to the side until the draw stroke is completed, when the weak hand can meet the strong in a two-handed grip on the gun. The same method is used with a horizontal carry rig. Although they allow a faster acquisition to the grip of the gun, a lot of care must be taken to avoid pointing the gun at any part of your own body.

Continued on page 22



The ***smartest*** way to carry concealed is with ***SmartCarry®***, the "***Invisible Holster™***"!

Carry in comfort, all day long, even in 90° + temperatures!
SmartCarry® requires no clothing or movement restrictions, has no downward facing seams, which eliminate snags, and a waterproof rear panel which makes them sweat proof!
\$47.95+\$5.00 S&H 60 day trial period (6% tax FL orders)

1-888-459-2358 (MC or VISA orders)

1-727-319-3781 chat line

<http://www.smartcarry.com>

smartcarry@univox.com



There are other disadvantages to carrying a gun in a shoulder rig. In hot climates, like Arizona where I live, the weight of the gun can make the straps chafe the shoulders. Another disadvantage is the need to wear a jacket all the time to conceal the holster. This can make you very conspicuous if you are the only person in sight wearing a jacket, when everyone else is comfortable in shirt sleeves.

FANNY PACKS

Fanny Packs are very popular right now. These can be found in a wide range of colors, and are almost perfect camouflage for your gun, so long as they are not made from black nylon! This simply screams 'gun' to any street punk, or even to a gun-educated member of the public. Buy one in a neutral color, like blue, green, or tan.

Fanny packs can be seen being worn by all types of people, from teenagers to grandparents, so the sight of one, especially a non-black model, is extremely unlikely to cause alarm.

The best types of fanny pack carry the gun in a built-in holster, to which access is gained by ripping down on a Velcro-type fastening. In front of the holster



compartment is another pouch, which can be used to store things like wallets, passports and other personal items. Di Santis makes an excellent Discreet Hip Pouch. This is worn on the front of the hip, and the internal elastic strap holds a medium sized pistol or revolver in a vertical position.

An excellent way to disguise the fact that you have a gun in your pack is to do what a young woman in one of my defensive shooting classes did. She had decided to wear a blue fanny pack to carry her Colt Mustang .380. To further disguise the pack, she placed a pair of personal stereo headphones in the outer pocket, with the ear pieces peeping out. Anyone seeing this would merely assume that she had a personal stereo in the pack, rather than the Mustang.

Drawing a gun from a fanny pack is a technique soon learned. The weak hand simply rips the Velcro open, exposing the gun, while the strong hand grabs the gun and draws it from the holster. Like any form of gun handling, practice draws should always be made with an empty gun.

HOLSTERS AND PURSES FOR WOMEN

The body structure of women makes holster selection a difficult choice. The belt slide type, worn by men just behind the hip bone, pushes the butt of the gun into the waist of a woman, because of her natural body curvature. A solution to this problem can be found by moving the holster further to the rear, to a midway point between the hip bone and the spine. Another solution is to wear a crossdraw holster. This can be easily concealed under a buttoned jacket or a bulky sweater.

The latest way for a woman to carry a gun is in a shoulder purse. These are available in a huge variety of styles and colors, and one can be found to suit any taste and mood; from formal to casual. The holster portion is accessed through a hidden Velcro pocket in the side of the purse, while the normal feminine accouterments are carried inside the bag.

DEEP CONCEALMENT HOLSTERS

For those people needing a holster that will pass all but a professional eye, deep concealment holsters are available. One type that has been around for a long time is the bellyband. This consists of a wide elasticized belt having a number of pouches sewn into it. One of the pouches carries the gun, while the others can be used for spare magazines, speedloaders, or wallets and passports. Contrary to what is shown in most holster makers catalogs, the correct place to wear

a belly band is slightly above the belt line, under the shirt. Here, the gun's barrel can be given extra cover by being placed down inside the pants. A crossdraw position for the gun is best with this type of holster. This allows the strong hand to knife inside the shirt (you can always sew the button back on later) and grab the gun.



Greg Kramer has developed what may be the ultimate in deep concealment rigs. His Shirt Holster consists of a polymesh undervest, to the underarm portions of which is sewn a holster. Completely



invisible under a shirt, access to the gun is made by knifing the hand inside the outer shirt, (pop-snap buttons are useful here), and drawing the gun. I have tested this, using my 1923-vintage Colt .380 Model M pistol, and it works just fine.

The best holster in the world is useless unless you regularly practice drawing from it. Although it may come as a surprise to some people, the fact that you have purchased a holster does not automatically make you proficient in its use. Whichever method of carry you decide upon, don't buy a holster simply because of price considerations. A good holster is an investment - it could save your life!

Tony Walker is President of SAS Training, Inc., in Arizona. He teaches regular advanced defensive handgunning classes with his wife, Vanessa, who can shoot better than him, and he is the author of numerous magazine articles. Currently, he is working on a novel, which will involve the 'missing' Luger .45, used in the 1907 US Army tests. He can be reached at: tony1911@earthlink.net. He is tall, handsome, debonair, erudite, and has a brain the size of a small planet.

street tactics:

reality-based

gun & knife fighting gabriel suarez

CARJACKING COUNTERMEASURES

Carjacking, or the violent theft of an automobile, is one of the fastest growing crimes worldwide. A good percentage of my professional confrontations involved the attempted arrest and subsequent gunfights with carjackers. One of my contacts in South Africa reports that it is one of the most prolific crimes in his region, and that no one even bothers to stop for stop signs or red lights over there, as that would place them in a vulnerable position.

Although the crime is often completed by way of intimidation, it is just as often accomplished with pre-emptive violence. Like most street crimes it happens very quickly...especially if you're not prepared. In one case I was involved in, a victim was shot AS the thieves walked up to his Mercedes. After the duo were captured after a lengthy chase, the survivor simply said that they did not have time to negotiate with the victim about his car.

So what do we do? Just as with precautions while on foot, we'd like to have a good amount of situational awareness going on so we are able to see it coming in enough time to take action. Just as a stopped car is a tactical liability, a moving car is an asset and a weapon. As long as



Pictured above, the driver appears to be defenseless sitting at the wheel; but in the photo on the left, a pistol held in a Covert Ready position is at hand.

escape routes. Also adjust and use all your mirrors to maximum advantage. You should be able to see an entire three sixty with one glance across the front of your windshield area.

The steering wheel is to your car, like a trigger is to a firearm.

If your hands are fiddling with the CD changer, or the cell phone, you will not be able to get out when the getting is good. Keep at least one hand on the wheel at all times. If driving a manual transmission vehicle, stay in first gear. Doors locked and windows up are a good policy unless you have no AC and you're in Phoenix, Arizona in July...or if the car is full of shooters preparing to run a roadblock under fire.


If you, or your passengers are armed, your rules of engagement should be simple, legal, and understood by all. (For more on the use of firearms, specially from vehicles,

your vehicle is moving, or even if you're stopped, positioned to move quickly, your chances of success against a carjacking are very good.

When you park, remember to position your vehicle so you can drive off without any preparatory maneuvers. If you can, I suggest backing in to a parking place whenever possible. When stopped in traffic keep a distance from the car in front of you sufficient enough to be able to see the rear tires of the car in front of you. If you had to accelerate away quickly, know where your car would go. Always look for



By extending the arm, the driver can deal with any hostiles immediately in sight.



Same goes for hostiles on the passenger side.



In oppressed states where there is no CCW, a knife can be kept handy in the car.

see the Suarez International webiste at www.suarezinternational.com). If something happens and you must react, and if your car is running and you're not in gridlock traffic, simply drive away from (or over) the threat. If you cannot escape, then a weapon may help to save the day.

You should have a plan for the worst case - what to do if you don't realize you have a problem until there is a gun in your face. You should have already decided what to do. It's easy to say that you'll simply get out and let 'em take your ride. But what if you have family members seated within? What if you have infants strapped to their mandated and DOT approved car seats? Are you gonna let the bad guy have 'em as well as your car. I can't decide that for you. But there comes a point where going for it and trying to shoot them is the only real option left.

Remember that getting out and fighting outside the vehicle is preferable to staying inside.



DRIVE OR SHOOT?

Let's try an exercise. Picture in your mind the tables that are often used to estimate the terminal ballistics of a particular cartridge. Factors like velocity, mass, bullet design all are compiled into some program and a suitability factor is then issued to the cartridge.

Now take all of those values and alter them for a different kind of result. Instead of data for a cartridge, input data for a Ford (or a Chevy, Volvo, or whatever). Talk about a Stopping Power Index!! A vast percentage



You may need to fire one-handed as you exit.

of those shot with handgun cartridges survive. Almost everyone who is hit dead-center by a car (and run over) does not. That is good enough for me!

If your car is still moving, or can get going quickly, don't worry about guns. Use the car. Another point that the reader must understand is that before anyone will ever get a weapon out and shooting from within the car, the driver would have usually have already performed some evasive driving maneuver and escaped the area.

Additionally, I've never met anyone who could drive and shoot at the same time without doing both things poorly. Whether you are alone, or working with a group, the firearm picks up when the wheels stop.

Another situation that you may face is coming under fire as you exit, or as you are preparing to board your vehicle. I will write about the dynamics of cover in a future article so I won't spend too much time on it, except as it pertains to motor vehicles.

When using a car as cover, do not get too close to it as ricochets may still hit you. Stay at least arm's length away from the cover. Six feet away will be best. Don't stick your hands beyond the cover, and don't rest the firearm on the cover itself.

Some police groups advocate staying in the car and using it as cover. This is fine, but at the cost of mobility. Far better to keep your mobility.

So what exactly do rounds do to a car and its occupants? Well, there are no guarantees on anything relating to ballistics, but I'll say that most pistol rounds are wasted against automobiles. Much the same goes for the .223/5.56 family. When you get

Use your ammo as cover first, and then the car for cover.

into the .308 family of cartridges things change dramatically. Buckshot is fairly worthless against cars. I personally shot a carjacker with a load of 12 pellet magnum buckshot at 7 yards as he hunkered down and fired at me over the door. The majority of the shot pattern was stopped by the thin door of a Fiat Spyder! Shotgun slugs are a different deal altogether! One special group that I have known uses slugs over any and all other weapons when they anticipate contacts in and around cars.

If you haven't given much thought to training in and around the car you spend so much time in, then perhaps you should start. It may be more important than trying to shave a quarter second off your draw or shooting that 50 yard gong.

Gabriel Suarez is an internationally recognized trainer and lecturer ni the field of civilian personal defense. He has written over a dozen books and taught courses in several countries.

<http://www.suarezinternational.com>
<http://www.warriortalk.com>

yelena pawela

by... Yelena Pawela • Timothy J. Schmidt • Maria M. D'Amato



ccm profile

Each issue of CCM contains an article that "PROFILES" an everyday individual who carries a concealed weapon. This article is an inspiration to our readers by helping them to realize that they are not alone in their lifestyle decision to always be armed.

"I am not a well schooled woman; instead, I have learned my lessons from experience, mistakes and the heart of battle. If ever there was a shining alumnus from the school of hard knocks, it is I. My diploma can be found printed in black and blue, at points of varying interest from head to toe."

Life lessons from Xena Warrior Princess

By Chris Kreski-Andrew S. McMeel Publishing

From the School of Hard Knocks Profile on Yelena Pawela

Yelena Pawela is one of the fastest rising self defense instructors in the country. As a writer on self defense issues, especially topics that relate to women, in less than two years, she has had close to one hundred articles submitted, accepted and published for various magazines throughout the country. Yelena has appeared and wrote for fourteen different publications. She has written for gun magazines like *Combat Handguns*, *SWAT*, *Guns and Ammo* and *The Glock Annual*. Yelena has also written for martial arts magazines like *Black Belt*, *Martial Arts Insider* and *Filipino Martial Arts*. However, what is more important is how Yelena has been received by her male peers in the self defense business.

When *Tactical Knives* magazine did a feature on tactical knives trainers (Nov. 2003) entitled, "At the Head of the Class", the familiar well known names appeared: Lyn Thompson, W. Hock Hochheim, Michael Janich, Steve Tarani, etc. All of these men are stand up instructors; however, to the amazement of the training

world, there was one woman featured who's credentials met any of the men featured. That woman was Yelena Pawela (she was the only woman featured). Yelena's credentials are so impressive that well-known gun author and *Combat Handguns* columnist, Ed Lovette, published a featured two-page column on Yelena and her company, *Y Training, Inc.* (June 2004). The article was entitled, "Personal Defense – What Women Want". Mr. Lovette is not a man easy to impress as he himself is a former Special Forces Captain and retired CIA officer.

Yelena is well recognized in the martial arts circle as well. For the past two years, she has been performing at major martial arts shows and conventions giving demonstrations and lectures, and she is getting recognized for her contributions. Martial arts legend and International movie star of two Bruce Lee films, Bob Wall, hailed Yelena as an "outstanding martial artist". Yelena has been honored by senior grandmaster, Joon P. Choi, chairman of the Arnold Schwarzenegger Battle of Columbus Martial Arts World Games. Yelena was recently inducted into Universal Martial Arts Hall of Fame and given the highest award, Universal Woman of the Year.

Yelena was in great company as her fellow martial artists who were inducted were martial arts notables as Ultimate Fighting World Champion Frank Shamrock, No Holds Barred Fighting Champion Chuck "The Iceman" Liddell, and other martial arts legends such as Walt Lysak Jr., Richard Ryan, Wayne Carman and too many others to list.

What makes Yelena an authority is her interesting background and her real life experiences. Yelena was literally born into a warrior family. She was born in Russia in a family where males were seasoned combat vets of one conflict or another. The family member who had the most influence on raising Yelena was her Great Grandmother. She is a woman who not only survived and endured one of the history's most bloody conflicts, the 242 day siege at St. Petersburg (then called Leningrad), Yelena's Great Grandmother was able to rescue fifteen children (not hers) and bring them out to safety. Yelena's Great Grandmother is attributed for Yelena's self-reliance and self-esteem.

At the age of 11, Yelena took an interest in border patrol dogs. "I had to sneak out of the house and tell my mother I was going



to a friend's house to play, all the while receiving guard dog training. My mother wanted me to do girl things; however, my father knew my interests. I was around military men all the time and he decided to have me trained in Soviet military hand-to-hand combat techniques."

Yelena was a high achiever in academics. She earned a scholarship to study at Moscow Veterinary Academy and later Timiryazev Academy. In her second year at the Veterinary Academy, unbeknownst to Yelena, her roommate decided she was going to invite some questionable men to their room for a "party". The only problem

Top: A Masters degree in Animal Behavior allows you to do crazy things. Right: Yelena training personal protection canines.

for Yelena, was her roommate failed to mentioned it and she was not present when the men knocked on the door. When Yelena answered the door, there were five men demanding to know where her roommate was. Yelena told the men she was not there. They responded with, "That's o.k., you are even better...", as they forced their way in to the room. Then, as they say "all hell broke loose". Yelena was in the fight of her life. Yelena does not contend she neither won nor lost that fight, she merely states, "she survived". The truth of the matter is she was not killed or sexually assaulted; because she was unarmed and outnumbered she did, in fact, sustain mortal injuries. Yelena sustained six broken ribs, a broken jaw, a stab wound that if a quarter of an inch deeper, would have been fatal and she



lost 80 % vision in her eyes. It would take three and a half months in the hospital and six laser surgeries to restore her vision to a somewhat normal function. The men who assaulted Yelena fared no better; two of the men sustained injuries as she broke their knee caps. Another sustained injury from Yelena biting a large portion of meat from his leg close to the femoral artery.

That incident did not cause Yelena to make a career change. She pursued becoming a K-9 Trainer and K-9 Handler for one of the Police Departments. Yelena is an academic achiever as well. She graduated with honors from Moscow Timiryazev Academy with a Master's degree in Animal Husbandry and Behavior (1999). She was published in Moscow's *Scientific Journal*

on Selective Police K-9 Breeding. While working with the police department, she was given the opportunity to cross train with a large police department in the United States. The department was in Florida, and having never been to the United States or Florida to boot, off she went to start another chapter in her life. "Who doesn't want to see Disney World?", she explains. Yelena spent a year of intense police training with the Florida police department, where she completed full year of her United States K-9 program. During this time, she was taught police defensive tactics and firearms. She also would meet and fall in love with her future husband. "Paul is my ideal partner. He spent all his life studying different marital arts. He's traveled all over the world. We both have the same interests. It just felt so right, I am so happy we are together."

The natural course for Yelena was to open a business that specialized in the needs of women who want to learn how to protect themselves. The company is called Y Training, Inc. "I believe we offer the total package to our clients, from awareness to hand-to-hand, alternative weapons training, firearms training to K-9 training. I believe we offer something for every woman." When asked why this format, Yelena explains, "The world isn't getting any safer and women are the most vulnerable. There are too many experts out there teaching with no real experience, just theories. My intention is to try to make women as safe as possible and I think I have the knowledge, training and experience in self-defense arts to make a difference."

Yelena is a staunch believer and advocate in citizens owning private weapons, and for those antagonists who will try to argue for gun control against her, she is quick to remind anti-gunners she came from a country that banned private ownership of weapons in 1929. During the next 25 years, the Government that imposed that ban, executed more than 20 million people. Yelena is also quick to point out that in her experience living in Russia, the Government ban on weapons never stopped terrorists, mafia or criminals from having them either. Yelena is actively involved in supporting gun rights.

For more information about Yelena or her training you can visit her web site at: www.ytraining.com.

Continued on page 6



Left to Right: 1. Training with Frank Garcia, one of the top Military and Law Enforcement trainers and ranks as one of the top 10 best shooters in the world. 2. Training from Bruce Lee's personal student and one of two certified JKD instructors by Bruce, Sifu Ted Wong. 3. Teaching a self defense class at Front Sight Shooting Academy for their martial arts staff.

CCM: Was there a specific incident that caused you to carry a gun?

Yelena: I have always believed firearms were a logical choice especially against armed multiple aggressors. As a survivor of a five man assault, where a gun was not available to me, that situation reconfirmed my position on guns.

CCM: Have you ever had to use your firearm in a defensive situation?

Yelena: Yes

CCM: What training methods do you employ? Do you have any recommendations?

Yelena: Since most gunfights occur at distances of less than 7 yards, I believe in scenario-based training where you are interacting with role players in, "shoot, don't shoot" scenarios. I find this far more beneficial than sending thousands of rounds down-range.

Left to Right: 1. Yelena taking a wallup from No Holds Barred World Champion Chuck "the Iceman" Liddell. 2. Yelena learning from the best gunfighter, Legend Jimmy Cirillo.



CCM: How long have you carried a concealed weapon?

Yelena: Most of my adult life

CCM: What weapons do you carry?

Yelena: It depends on the situation. In most places where it is not permitted for me to carry a gun, my personal protection canine is with me. When I can't have either, I carry several sharpened #2 pencils that have the same effect as any tactical carry knife but are legal to carry anywhere in the world. As far as guns go, my favorite carry gun is Les Baer's custom .45 Thunder Ranch Special or the Glock 19.

CCM: What type of ammunition do you carry?

Yelena: In .45 ACP, I like CCI Lawman or Federal Hydra-Shok in 230 grain. In 9 mm, Federal 115 hollowpoint and I am very impressed with RBCD, Co. Performance Plus, Inc. This ammunition was designed by

famed gunfighter Jim Cirillo. He has a 60 gr. bullet that travels at 2000 fps. I also like CorBon's 9 mm 115 grain +P hollowpoint which travels 1,350 fps.

CCM: What concealment holsters do you use?

Yelena: I believe the best holster on the market for women is Sam Andrews Counter Car Jack Holster. I also like his Monarch Shoulder Holster Rig that is adopted with a knife sheath for a tactical knife. I also like the Athena purse holster line.

CCM: What do you do for a living?

Yelena: I have a Master's degree in Animal Behavior so most of my business is related to canines. However, I own a company that is specifically geared to training women in all forms of personal protection training. I also write for the majority of self defense magazines.

CCM: Do you have any advice for our readers?

Yelena: You live in the greatest country in the world where your Forefathers believed that you had the God-given right to bear arms to protect yourself. People in countries around the world are literally dying because they do not have those individual rights. Americans take so much for granted. Owning a firearm alone is not enough to have peace of mind. Take the time to research the subject thoroughly, get the best gun you can afford and get professional training. And, at night, thank the Creator for living in the freest country in the world that allows you to do so.



MIKE BENEDICT

by : Mike Benedict • Timothy J. Schmidt • Maria M. D'Amato

**AGE 53, BORN OHIO
CURRENT RESIDENCE, JASPER GEORGIA**



ccm profile

Each issue of CCM contains an article that "PROFILES" an everyday individual who carries a concealed weapon. This article is an inspiration to our readers by helping them to realize that they are not alone in their lifestyle decision to always be armed.

I grew up in a small farm town and spent most of my youth shooting, hunting and fishing. During college, my old friend Doug Blackburn, introduced me to pistol shooting. My first pistol was a S&W model 19 (which I still have). Doug and I shot at the Delaware shooting range almost every weekend. I spent a few years overseas in S.E. Asia and the Middle East as a contractor and after my return to the states, I took up pistol competition. First was metallic silhouettes and a year or so later, in 1979, I gave the fledging sport of IPSC a

try. In 1980, I helped form the Miamisburg Combat Pistol League and acted as its match director for 11 years. I shot IPSC until 1991 when the equipment race and the non-defensive road IPSC took, caused me to quit competition altogether.

Then along came IDPA which suited me to a Tee. IDPA was everything I had liked about IPSC in the early days and then some. While living in Litchfield, Ohio I started, *Talon Tactical*, my holster business which I still run today. I formed the South Cuyahoga IDPA club in 1996 and ran it

Continued on page 8

until I moved to Georgia in 1999. In the summer of 1997, I shot my first master class score in CDP with a Kimber 45. A few of us were chatting on the IDPA list about how hard it would be to shoot a Master class score in each of the 4 IDPA divisions, (CDP - custom defense single action big bore autos, ESP - small caliber single actions, SSP - stock service pistol and revolver).

A couple of people including Mas Ayoob, Dane Burns, Ken Hackathorn and I decided to have at it. As the match director of the SCSC, I had the key to the indoor range and a lot of spare time. I started practicing and about a year later, I managed to complete my last Master class score with Doug Blackburn's S&W .625, which, by the way, I never gave back, about a month before Mas Ayoob (tough luck Mas).

One of the first things, in fact the same day I got my Georgia driver's license, I applied for my Georgia carry permit. Georgia is one of the most gun friendly states in the nation. If you can legally purchase a pistol and have \$47, you can have a permit.

I carry daily and depending on my mood and the temperature, I carry several different pistols. For daily carry, it is mostly a Glock 19 with factory night sights. I carry the Glock in one of my paddle holsters. On the weekends, I often carry one of SDM Fabricating custom 1911s, my favorite being my 1950 light-weight Commander chamber for 38 Super. The Commander rides in an Alessi Sharkskin DOJ. Lou is a true artist in leather and there are no finer holsters made. In my right hand pocket, you will almost always find my alloy J-Frame sitting in one of my Kydex pocket holsters. For carry ammo, I use Speer Gold Dots in 9mm, Winchester SX in 38 special and Georgia Arms Gold Dots in .45 and 38 Super.

I usually shoot 2 IDPA matches each month, one at Deliverance IDPA in Pickens County, GA and the other at the South River Gun Club in Conyers, GA. I strongly believe that shooting in IDPA competition keeps my shooting and gun handling skills up to par. I practice at the Pickens County Gun Club twice a week or so, generally shooting 200-400 rounds per session. I practice standard exercises the most and usually set up a simple scenario with multiple targets and movement. I like to practice on steel

and use 2/3 size IPSC steel targets from www.metalspinningtargets.com. The smaller target keeps me from spraying my shots. I have a great advantage in that the finest shooting school in the country is just up the road from me in Ellijay, GA. The Roger's Shooting School's 5 day pistol course is the best training anyone can get. Maybe that is why the Army and Navy Special Forces book up most of the classes. I have been able to shoot there 4-5 times a year for the last 3 years and it has helped my reactive shooting immensely. Bill Rogers and his instructors, Andy Langley and Rosie Rosel, do an outstanding job. I also train with my old friend Ken Hackathorn regularly. Ken's Advanced Pistol Course is one of the best weekends of training you can get.

Schools Attended

**Rogers Shooting School Advanced
Hackathorn Advanced pistol (5 times)
Hackathorn Advanced Carbine
S.Dave Harrington Black Rifle 1,2 3, 4
Glock Instructor
Glock Armorer
USPSA Range Officer**



CCM *interview*



IDPA state match. From left to right Mike Benedict, Claude Werner, Horace Ayers, Mark Mayo, S. Dave Harrington.

CCM: Was there a specific incident that caused you to carry a gun?

Mike: No specific incident. I started carrying years ago when I ran a night club. When I moved to Georgia, 5 years ago, I started carrying full-time.

CCM: Have you ever had to use your firearm in a defensive situation?

Mike: Twice. Once during an attempted mugging by a knife-wielding robber and I once surprised a burglar breaking into my house.

CCM: What training methods do you employ? Do you have any recommendations?

Mike: I practice most every week. On the range, I usually start out with some standard exercises. You can never practice the basics too often. Then, I'll shoot some scenarios. I also shoot IDPA a couple of times a month. I also train at the Roger's Shooting School in Ellijay, GA as often as I can. Bill's moving plate system is some of the best training you can get. Andy Langley the instructor at the Roger's School is a really fine shooting coach.

I also take a few shooting classes each year. I would recommend that anyone who is contemplating carrying a pistol, take Mas Ayooob's LFI 1. Then take a class or two from one of the many excellent instructors like Ken Hackathorn, Gabe Suarez, Tom Givens and Marty Hayes. I really like Ken Hackathorn's classes. In my opinion, he is the best of the traveling instructors, if

you get a chance take a class from Ken. You should also start shooting at the local IDPA club to get your gun handling skills down. Once you get your basic skills down go to the Roger's Shooting School. It is the place to go to learn fast and accurate pistol shooting.

CCM: How long have you carried a concealed weapon?

Mike: Many years part-time, 5 or so years, now full-time.

CCM: What weapons do you carry?

Mike: The three pistols I carry most often are: S&W Airweight J-Frame in a pocket holster. Sometimes it is just too hot in Georgia for a cover garment. A Glock 19 in a strong side paddle holster. This pistol

is reliable and very shootable. If I have to leave it in my vehicle to go in a Federal building and it gets stolen, I can buy one just like it at any gun store in town. Lastly, a Pre series 70 Colt Light weight Commander in 38 Super. The pistol was worked over by my friend and Gunsmith, Scott, at SDM Fabricating.

CCM: What type of ammunition do you carry?

Mike: Winchester SX in 38 special, Speer Gold Dots in 9mm, Georgia Arms Gold Dots in 38 Super.

CCM: What concealment holsters do you use?

Mike: A Talon Tactical pocket holster for my J-Frame. A Talon Tactical PDL paddle holster for my Glock and a Alessi DOJ in Black Shark, from my friend Lou Alessi.

CCM: What do you do for a living?

Mike: I design industrial security systems and I am a part-time holster maker (Talon Tactical - www.talontactical.com).

CCM: Do you have any advice for our readers?

Mike: When you make the commitment to carry a pistol, don't do it lightly. It requires a serious change in your daily routine and mindset. Think about the circumstances: Are willing to use deadly force to protect only you and your family? To protect your property? Or, are you willing to intercede on the side of a stranger? It is an extremely serious decision. Don't make it lightly. Then, practice. After all, you will fight as you have trained.

Ken Hackathorn's advanced pistol/carbine class photo. Held at the South River Gun Club Conyers, Georgia.

